

Interior Door Guide



McMahon and Company
Wholesale Distributors



About McMahon and Company

Welcome!

McMahon and Company was established in October of 1996

We Believe:

...foremost the customer comes first.

...a business should be run with integrity.

...in treating our customers, suppliers and employees with fairness, honesty and respect.

...in precision work.

As a company we are motivated to succeed through our own resources and proud to be a Wisconsin company.

Our products are developed to our strict specifications using state of the art components. We take pride in our millwork and are pleased to distribute *"Millwork with a Personal Touch."*

Platinum Prefinishing Program

McMahon and Company offers a wide variety of interior doors to meet all of your needs. We have partnered with a number of high quality manufacturers to provide you with any interior door to meet the décor of your dream.

Along with offering high quality doors made with the best material in the industry, McMahon and Company has developed our own *"Platinum Prefinishing Program"* which will provide you with a factory finished interior door package that gives you the flexibility to match any color that completes your interior millwork package.

We have worked diligently over the past few years to perfect our prefinish system and are ready to launch our new system to our entire customer base. We have developed a 5-step finishing system that meets our strict quality standards.

We are proud of our product and feel that we will provide you with a high quality prefinished millwork package to satisfy your needs. Our *"Platinum Prefinish Program"* offers greater flexibility and adds more value than any other competitor in the industry.

Personal | Precision | Pride



**BDF-1000 Top Mount
Single Wheel**
*Shown in Matte Black
Satin Nickel also Available*



**BDF-1100 Face Mount
Strap Wheel**
*Shown in Matte Black
Satin Nickel also Available*



**BDF-1200 Face Mount
Bent Strap Wheel**
*Shown in Matte Black
Satin Nickel also Available*

•For use with 1 $\frac{3}{8}$ " - 1 $\frac{3}{4}$ " solid core doors

•Maximum door weight is 165 lbs.

•Soft-close kit available for 1000, 1100 & 1200 Series Flat Tracks

•Double Doors require two rail kits plus a Rail Joint part



**BDR-2000 Top Mount
Single Wheel**
Stainless Steel



**BDR-2100 Top Mount
Dual Wheel**
Stainless Steel



**BDR-2200 Face Mount
Bent Strap Wheel**
Stainless Steel



**BDR-2300S Top Mount
Single Wheel Soft-Closing**
Stainless Steel


Trendy | Innovative | Functional



2-Panels
Smooth Only



2-Panels Arch Top
Smooth Only



2-Panels Roman
Smooth Only



*Personalize your interior door
to reflect your unique style:*

2, 3, 4 & 6-Panel Square Top

2-Panel Arch Top

2-Panel Roman

Simple | Traditional | Timeless



4-Panels
Smooth Only



6-Panels
Smooth & Textured



Simple | Traditional | Timeless



Lincoln Park®
Smooth Only




Logan®
Smooth Only



Winslow®
Smooth Only

Combines the classic lines of a wood shaker door with the durability of molded panel engineering.


Artistic | Contemporary | Sleek




- *Unique, versatile and timeless design perfect for any style of home*
- *Smooth, primed surface ideal for painting*
- *Featuring an authentic recess panel with a touch of rich detailing*

Livingston™
Smooth Only


Unique | Versatile | Timeless



Berkley®
Smooth Only




Melrose®
Smooth Only
Not Recommended for
Double or Bypass Units



Embossed lines and minimalist designs that add sophistication and bold style through understatement.

Artistic | Contemporary | Sleek



Cheyenne®
Smooth Only




Riverside®
Smooth Only

Feature lines distinguish the architectural correctness of authentic stile and rail wood doors.

Authentic | Diverse | Stylish

Flush Series Unfinished & Prefinished



Birch
HC & SC

Red Oak
HC & SC

Hardboard
HC & SC

Chesapeake
HC Only

- *A perfect option for small budget renovations*
- *Offers the beauty and refinement of an authentic woodgrain finish*
- *High-quality materials make doors easy to finish*
- *Matching bifolds are available*

Basic | Durable | Low Maintenance



Amber
Textured

Sienna
Textured

Regal
Textured

Honey
Textured

White
Textured

- *Durable topcoat ensures a long-lasting finish*
- *Resists warping, shrinking and cracking better than solid wood doors*
- *Available in textured finishes with matching bifolds*

Simple | Traditional | Timeless



Shaker (Square)
3/8" Flat Panel

Mission style door designs are primed to allow for a better paint finish and color match process for any project.

Interior applications are produced with MDF veneer and panels for superior paintability.

Matching bifolds are available.



1-Panel
#7910



2-Panels
#7920



3-Equal Panels
#793H



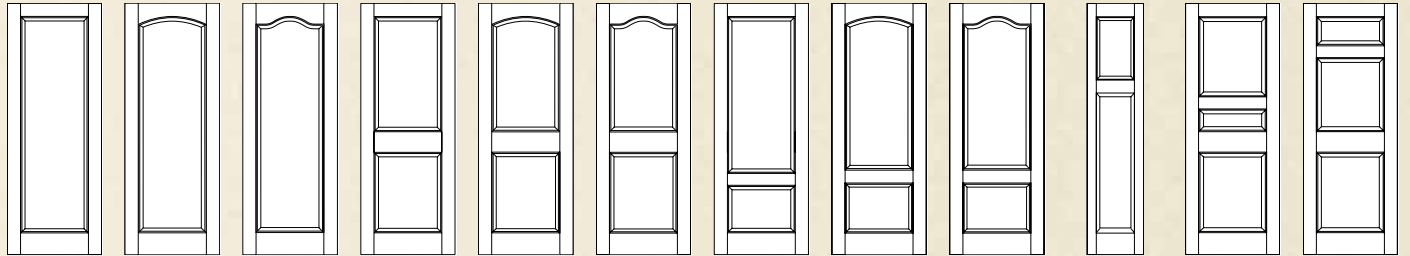
3-Panels
#793E



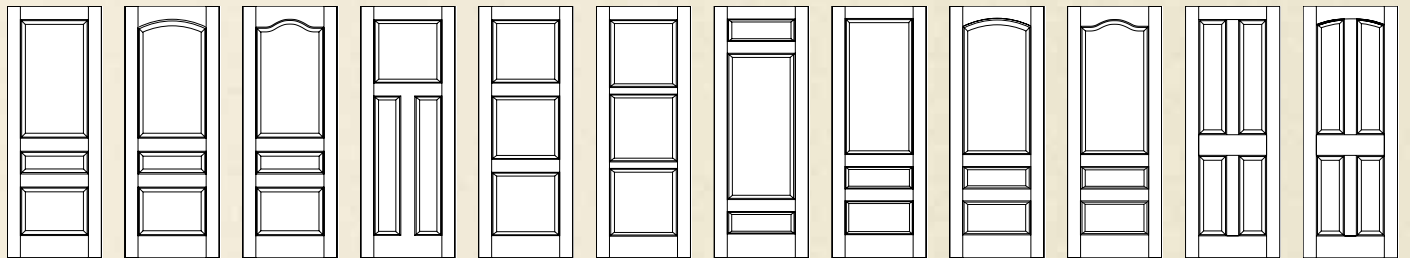
5-Panels
#795H

Mission Style | MDF Veneer | Wood Core

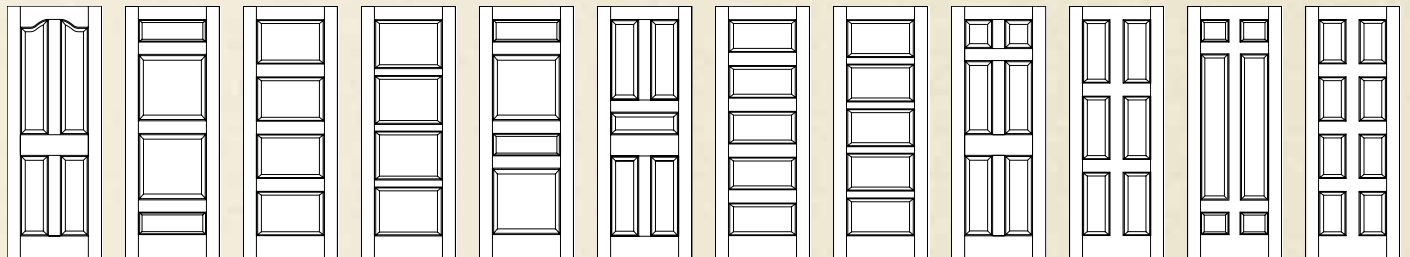
Special Order Primed Doors



1-Panel #2010 1/0-3/0	1-Panel #2010C 1/4-3/0	1-Panel #2010S 2/0-3/0	2-Panels #2020 1/0-3/0	2-Panels #2020C 1/4-3/0	2-Panels #2020S 2/0-3/0	2-Panels #202A 1/0-3/0	2-Panels #202AC 1/4-3/0	2-Panels #202AS 2/0-3/0	2-Panels #203E 1/0-1/10	3-Panels #2035 1/0-3/0	3-Panels #2036 1/0-3/0
------------------------------------	-------------------------------------	-------------------------------------	-------------------------------------	--------------------------------------	--------------------------------------	-------------------------------------	--------------------------------------	--------------------------------------	--------------------------------------	-------------------------------------	-------------------------------------



3-Panels #203A 1/0-3/0	3-Panels #203AC 1/4-3/0	3-Panels #203AS 2/0-3/0	3-Panels #203E 2/0-3/0	3-Panels #203H 1/0-3/0	3-Panels #203L 1/0-3/0	3-Panels #203T 1/0-3/0	3-Panels #203K 1/0-3/0	3-Panels #203KC 1/4-3/0	3-Panels #203KS 2/0-3/0	4-Panels #2040 2/0-3/0	4-Panels #2040C 2/0-3/0
-------------------------------------	--------------------------------------	--------------------------------------	-------------------------------------	-------------------------------------	-------------------------------------	-------------------------------------	-------------------------------------	--------------------------------------	--------------------------------------	-------------------------------------	--------------------------------------



4-Panels #2040S 2/0-3/0	4-Panels #204F 1/0-3/0	4-Panels #204H 1/0-3/0	4-Panels #204L 1/0-3/0	4-Panels #204Z 1/0-3/0	5-Panels #2050 2/0-3/0	5-Panels #205H 1/0-3/0	5-Panels #205L 1/0-3/0	6-Panels #2060 2/0-3/0	6-Panels #206R 2/0-3/0	6-Panels #206T 2/0-3/0	8-Panels #2080 2/0-3/0
--------------------------------------	-------------------------------------	-------------------------------------	-------------------------------------	-------------------------------------	-------------------------------------	-------------------------------------	-------------------------------------	-------------------------------------	-------------------------------------	-------------------------------------	-------------------------------------



Louver/Louver #730 1 1/4" Slats	Louver/Panel #732 1 1/4" Slats	Louver/Louver #P730 2 3/8" Slats	Louver/Panel #P732 2 3/8" Slats
--	---	---	--

These door styles are available in Ovolo Sticking with 3/8" thick flat panels or 5/8" thick raised panels. Please allow 3-4 weeks lead time.

Primed louver doors are also available with a mirror backing. They are only available with 1/16" thick panels and block/tapered sticking.




Colonial (Ovolo)
3/8" Flat Panel



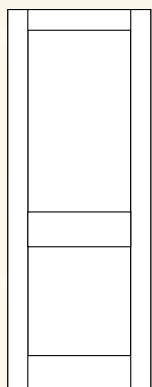
Colonial (Ovolo)
5/8" Raised Panel

Matching bifolds are also available.


Primed | MDF Veneer | Ovolo Sticking




1-Panel
#7910
1/0-3/0



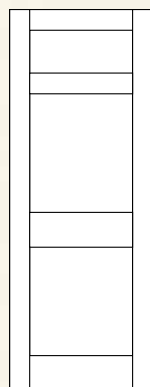
2-Panels
#7920
1/0-3/0



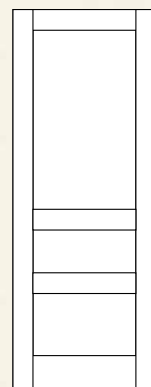
2-Panels
#792A
1/0-3/0




3-Panels
#7935
1/0-3/0




3-Panels
#7936
1/0-3/0



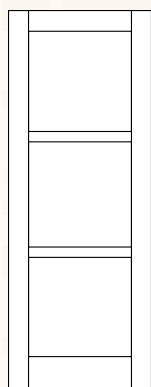
3-Panels
#793A
1/0-3/0




3-Panels
#793H
1/0-3/0



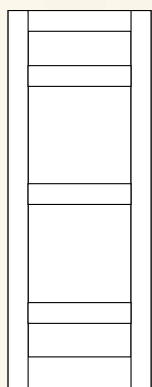
3-Panels
#793K
1/0-3/0




3-Panels
#793L
1/0-3/0



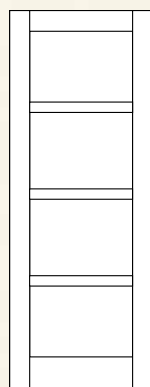
3-Panels
#793T
1/0-3/0



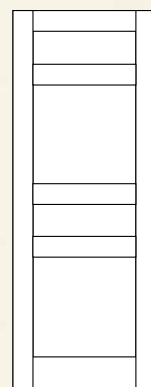
4-Panels
#794F
1/0-3/0



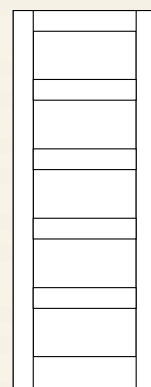
4-Panels
#794H
1/0-3/0




4-Panels
#794L
1/0-3/0



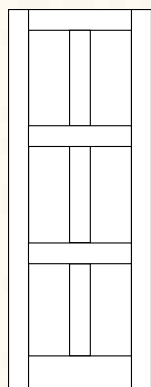
4-Panels
#794Z
1/0-3/0




5-Panels
#795H
1/0-3/0



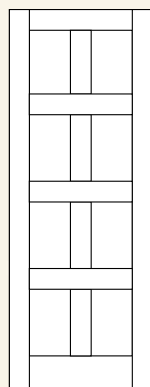
5-Panels
#795L
1/4-3/0



6-Panels
#796R
2/0-3/0



6-Panels
#796T
2/0-3/0




8-Panels
#7980
2/0-3/0

These door styles are available in Shaker Sticking with 3/8" thick flat panels. Matching bifolds are also available.

Please allow 3-4 weeks lead time.



Shaker (Square)
3/8" Flat Panel



New Shaker E-Sticking
3/8" Flat Panel

Primed | MDF Veneer | Shaker Sticking



**2-Panels
Raised
#102**



**2-Panels
Raised
#802**



**2-Panels
Flat
#4102**



**3-Panels
Flat
#4103T**



**3-Equal Panels
Flat
#4103**



**4-Panels
Raised
#106**



**5-Equal Panels
Flat
#4107**



**6-Panels
Raised
#108**

Poplar grows in the Eastern United States. Colors of Poplar vary from brown to pale yellow to olive green.

It is a medium density hardwood, generally straight-grained with a fine, even texture. Over time, the green color will darken with exposure to sunlight and may turn brown.

Natural | Beautiful | Fine Texture



**2-Panels
Raised
#802**



**4-Panels
Raised
#106**



**6-Panels
Raised
#108**



Radiata Pine is a plantation-grown wood from Chile, New Zealand and Australia. It has a distinctive grain pattern with a pale cream color.

Radiata tends to be harder than other pine species and has fewer knots.

Natural | Beautiful | Distinctive Grain



**2-Panels
Raised
#802**



**2-Panels
Flat
#4102**



**3-Panels
Flat
#4103T**



**4-Panels
Raised
#106**



**6-Panels
Raised
#108**



Hard and heavy, Oak grows mainly in the North Central United States. With a coarse texture and a straight, prominent grain, oak accepts a broad range of stains and finishes.

Natural | Beautiful | Hardwood



Maple grows in the Eastern United States, offers a very fine grain and a whitish color tinged with reddish brown.

**2-Panels
Raised
#802**

**2-Panels
Flat
#4102**


**3-Panels
Flat
#4103T**

**4-Panels
Raised
#106**


**6-Panels
Raised
#108**

Natural | Beautiful | Fine Grain

Knotty Pine Doors



**2-Panels
Planked
#102 SF PLK**



**2-Panels
Planked
#802 SF PLK**



**3-Panels
Flat
#4103T**



**6-Panels
Raised
#108**

Knotty Pine is abundant in America. The wood has a rich display of knots that reflects the randomness and beauty of nature.

The wood tends to be a honey-toned or straw color while the knots are generally reddish-brown.

Knotty | Natural | Random Beauty



**2-Panels
Flat
#4102**

**3-Panels
Flat
#4103T**

**3-Equal Panels
Flat
#4103EQ**

**Z-Barn
Planked
#180Z**

**K-Barn
Planked
#181K**

**2-Panels
Raised
#102**

**2-Panels
Planked
#102PLK**

**2-Panels
Raised
#802**

**2-Panels
Planked
#802PLK**

**6-Panels
Raised
#108**

Knotty Alder grows in the Pacific Northwest and is a medium density hardwood with an even grain appearance.

The wood is normally light brown with hues of red or peach. Its softer nature makes it easy to machine and receptive to a variety of stains and finishes.

Natural | Beautiful | Even Grain

8' Knotty Alder Doors



**2-Panels
Raised
#102**



**2-Panels
Raised
#802**



**2-Panels
Planked
#802 PLK**



8-foot tall Knotty Alder doors are available in 1³/₈" or 1³/₄" thicknesses.

Fire Rated doors are only available 1³/₄" thick.

8' Tall | Natural | Beautiful



Clear Glass

All French Doors are built with True Divided Lite construction (TDL), meaning that each pane is a unique piece of glass separated by wood muntin bars.

Each TDL door comes with a protective film that covers each pane of glass, allowing better paint or stain application. Simply apply the finish of your choice, let it dry, and then remove the protective film.



1-Lite
Oak



9-Lites
Knotty Pine



10-Lites
Poplar



15-Lites
Knotty Alder

Elegance | Warmth | Beauty

Decorative Glass French Doors



French Door Glass Options

Not all sizes or glass options are available in all styles or species.



Clear



Rain



Frosted (Frit)



Seedy



V-Groove



Cross Reed



Double Glue Chip



Bevel



Narrow Reed



Bamboo



Delta Frost



Heavy Water



Sycamore



Glue Chip



Obscure



Tafetta



#42 Clear



Mirror



White Laminated



Laundry
#650



Pantry
#652



Wine Cellar
#653

Decorative Glass

19 Glass Options give flexibility and make a unique and individual statement to your home.

Utility Doors offer a custom look to your pantry, laundry room, or wine cellar. Offered in frosted silk screened glass.

Available Species:

Knotty Alder, Cherry, Douglas Fir, Maple, Mahogany, Ponderosa Pine, Radiata Pine, Knotty Pine, Poplar, Primed and Red Oak.

Decorative | Flexible | Unique


More McMahon Products



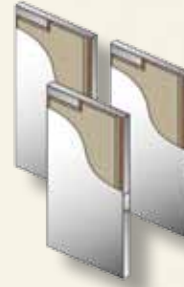
Exterior Doors




Stair Parts



Mouldings



Hollow Metal
Doors & Frames




Commercial
Hardware

Including Products From These Fine Manufacturers



Distributed By:



McMahon and Company

Wholesale Distributors

W213 N16910 Industrial Drive — P.O. Box 336 — Jackson, WI 53037
Toll Free: 888-624-9900 — Fax: 262-677-1200 — www.macdoors.com