

## ***Interior Doors***



### ***McMahon and Company's Custom & Non-Standard Color Program:***

**McMahon and Company now offers a Custom & Non-Standard Color Program with the following requirements:**

1. Customer Supplies MaC with a Minimum of 12" color sample to match.
2. Customer Supplies a PO with the match sample for \$150.00 net, non-refundable, to be invoiced at time of signed approval.
3. Minimum orders will be required to be \$750.00 net per invoiced order. Orders which do not meet the minimum order will be assessed a 15% product upcharge and a \$75.00 net small order set-up fee
4. Orders which are required to ship prior to stated lead-times at time of order will incur a Rush Order fee of \$150.00 or a 15% upcharge on the entire order, whichever is greater.

**Once Prefinished Products are ordered and acknowledged, product can not be cancelled or returned. Wood is finished to industry standards, and will vary in color based upon the characteristic of the natural wood species. Variance in color due to natural characteristics is NOT considered a defect, and is not subject to return or credit.**



**McMahon and Company**  
**Wholesale Distributors**

Table of Contents

Section	Page
How to Store, Handle, Finish and Maintain Interior Wood Doors and Warranty	3
Interior Door Options and Adders	4
Interior Door Specifications - Rough Opening Chart and Handing Chart	5
Flush Natural Birch (Rotary) Hollow Core and <b>Solid Core</b>	6
Flush Red Oak Hollow Core and <b>SOLID CORE</b>	7
<b>6/8 STOCK HC</b> Molded and Primed Flush Hardboard	8
<b>6/8 STOCK SC</b> Molded and Primed Flush Hardboard	9
<b>6/8 SPECIAL ORDER HC and SC</b> Molded	10
<b>7/0 SPECIAL ORDER HC and SC</b> Molded	11
<b>8/0 SPECIAL ORDER HC and SC</b> Molded	12
<b>6/8 SPECIAL ORDER - West End Collection HC and SC</b> - Melrose and Berkley	13
<b>7/0 SPECIAL ORDER - West End Collection HC and SC</b> - Melrose and Berkley	14
<b>6/8 STOCK and SPECIAL ORDER - HC and SC Heritage Series</b> - Lincoln Park and Winslow	15
<b>6/8 STOCK and SPECIAL ORDER - HC and SC Heritage Series</b> - Logan and Livingston	16
<b>7/0 SPECIAL ORDER - HC and SC Heritage Series</b> - Logan and Livingston	17
<b>7/0 SPECIAL ORDER - HC and SC Heritage Series</b> - Lincoln Park and Winslow	18
<b>8/0 SPECIAL ORDER - HC and SC Heritage Series</b> - Lincoln Park	19
<b>8/0 SPECIAL ORDER - HC and SC Heritage Series</b> - Logan and Livingston	20
<b>7/0 SPECIAL ORDER - HC and SC</b> Primed Flush Hardboard	21
<b>8/0 SPECIAL ORDER - HC and SC</b> Primed Flush Hardboard	22
<b>6/8 STOCK HC</b> Flush Chesapeake	23
<b>6/8 STOCK</b> Double Hip 6 Panel Pine	24
<b>6/8 STOCK Red Oak Panel Doors</b> - 6 Panel, #802	25
<b>6/8 STOCK Red Oak Panel Doors</b> - #4102 FP, #4103T FP, #106 RP	26
<b>6/8 STOCK Hard Maple Panel Doors</b> - 6 Panel, #106 RP	27
<b>6/8 STOCK Hard Maple Panel Doors</b> - #4102 FP, #4103T FP, #802 RP	28
<b>6/8 STOCK Poplar Panel Doors</b> - #102 RP, #802 RP, #4102 FP, 6 Panel	29
<b>6/8 STOCK Poplar Panel Doors</b> - #4103T FP, #4103 FP, #106 RP, #4107 FP	30
<b>6/8 1-3/8" STOCK PBI Primed Stile and Rail</b> - #7910, #7920, #793E	31
<b>8/0 1-3/8" STOCK PBI Primed Stile and Rail</b> - #7910	31
<b>6/8 1-3/8" STOCK PBI Primed Stile and Rail</b> - #793H, #795H, #730 Primed Louver/Louver	32
<b>6/8 1-3/4" SPECIAL ORDER PBI Primed Stile and Rail</b> - #7910, #7920, #793E	33
<b>6/8 1-3/4" SPECIAL ORDER PBI Primed Stile and Rail</b> - #793H, #795H	34
<b>7/0 1-3/8" SPECIAL ORDER PBI Primed Stile and Rail</b> - #7910, #7920, #793E	35
<b>7/0 1-3/8" SPECIAL ORDER PBI Primed Stile and Rail</b> - #793H, 795H	36
<b>7/0 1-3/4" SPECIAL ORDER PBI Primed Stile and Rail</b> - #7910, #7920, #793E	37
<b>7/0 1-3/4" SPECIAL ORDER PBI Primed Stile and Rail</b> - #793H, 795H	38
<b>7/6 1-3/8" SPECIAL ORDER PBI Primed Stile and Rail</b> - #7910, #7920, #793E	39
<b>7/6 1-3/8" SPECIAL ORDER PBI Primed Stile and Rail</b> - #793H, 795H	40
<b>7/6 1-3/4" SPECIAL ORDER PBI Primed Stile and Rail</b> - #7910, #7920, #793E	41
<b>7/6 1-3/4" SPECIAL ORDER PBI Primed Stile and Rail</b> - #793H, 795H	42
<b>8/0 1-3/8" SPECIAL ORDER PBI Primed Stile and Rail</b> - #7910, #7920, #793E	43
<b>8/0 1-3/8" SPECIAL ORDER PBI Primed Stile and Rail</b> - #793H, 795H	44
<b>8/0 1-3/4" SPECIAL ORDER PBI Primed Stile and Rail</b> - #7910, #7920, #793E	45
<b>8/0 1-3/4" SPECIAL ORDER PBI Primed Stile and Rail</b> - #793H, 795H	46
<b>6/8 STOCK and SPECIAL ORDER Primed French Doors</b>	47
<b>6/8 STOCK and SPECIAL ORDER Pine French Doors</b>	48
<b>6/8 STOCK and SPECIAL ORDER Oak French Doors</b>	49
<b>6/8 STOCK and SPECIAL ORDER Maple French Doors</b>	50
<b>6/8 STOCK and SPECIAL ORDER Poplar French Doors</b>	51

## How to Store, Handle, Finish and Maintain Interior Wood Doors and Warranty

---

### Storage and Handling:

1. Doors should always be stored flat and in clean, dry surroundings. When stored for a period of time, cover with plastic to protect from dirt, water and abuse.
2. Doors should not be exposed to excessive moisture, heat, dryness, or direct sunlight.
3. Doors should always be handled with clean hands or while wearing clean gloves.
4. Doors should be lifted and carried, not dragged across one another.

### Field Finishing:

1. Inspect your door(s) immediately and notify MaC if there are any problems. Do not cut, trim or finish the door before careful inspection. Once the door has been altered in any way, it cannot be returned to the manufacturer for replacement unless defects occur that are covered by warranty.
2. Prior to finishing, insure that the building atmosphere is dried to a normal, interior relative humidity. Insure that the doors have been allowed to equalize to a stable moisture content.
3. Remove all handling marks, raised grain, glue smears and other undesirable blemishes. You must completely block sand (with the grain) all surfaces with a 150 to 180 fine grit abrasive.
4. Seal the door on all six sides immediately. Failure to seal all six sides of door surfaces will **VOID THE WARRANTY**.
5. A first coat of a sanding sealer followed by light block sanding, will minimize subsequent handling marks and promote the uniformity of subsequent stain coats.
6. Some species react unfavorably with certain finishes causing dark stain spots (blotching). Where possible, the species/finish combination should be tested prior to finishing the doors. Notify your finish supplier or door supplier immediately if any undesirable reaction is noticed. Do not finish the door until the problem is resolved.
7. In order to prevent blemish magnification, avoid dark stains, especially in Maple and Pine. We recommend only clear coats whenever possible.
8. Follow finish manufacturer's recommendations carefully to achieve the desired results on the following: color uniformity, finish build, gloss, and to reduce the frequency of refinishing.
9. Be sure the door surface being finished is satisfactory in both smoothness and color after each coat before applying the next coat.

### Installation:

1. MaC's interior doors should never be installed in an exterior application, this includes garage to house applications.
2. The structural strength of the doors must not be impaired in fitting to the opening or in applying hardware.
3. Do not trim the door by more than: 1/4" off each side, 1" off the top, or 1" off the bottom.
4. Each prehung door should have a minimum of 4 shims installed per side jamb and 2 per head for proper function of door unit.
5. All hardware locations, preparations for hardware, and methods of hardware attachment must be appropriate for the specified door construction.

### Maintenance:

1. Finishes on interior doors last for many years. However, inspect the condition of the finish at least once a year and refinish as often as needed to maintain the protective integrity on the finish.
2. Insure that doors swing freely, do not bind in the frame, and that all hardware remains functional. Depending on the conditions, you may also need to refinish the door more frequently.

### MaC One Year Pre-Hung Warranty

McMahon and Company (MaC) warrants that the goods sold are of the same description as the Sales Acknowledgment. MaC makes no expressed or implied warranty except as specifically set out herein.

MaC pre-hung interior doors should never be used in an exterior application. MaC warrants against any defects which would prevent normal utilization, providing the doors are properly handled and installed under the guidelines of MaC's publication stated above. This warranty is effective if the doors are used for the purpose originally intended.

MaC's obligation under this warranty is limited to repairing, or at our option, replacing any part that is returned and found to be defective in materials or workmanship as follows:

- a. Warped slabs - the warp for any door 3' x 7' or smaller should not exceed 1/4". Warp includes bow, cup or twist.
- b. Separation in the joints of the doors slabs that exceed 1/16".
- c. Veneer delaminations, open splits, open seams, overlap or bubbling.

Inspect your door carefully before doing any alterations. The warranty will be void if a door has not been properly installed or finished. Defects caused by failure to seal all six sides of the door voids any warranty. Make sure any saws or knives used for door preparation are sharp. Blow out or torn grain due to improper trimming/boring/routing is not considered a defect.

This warranty covers doors only. MaC shall not be responsible or liable to pay for hardware, finishing charges or labor charges to replace any product found to be defective. Nor shall MaC be liable for any damage of any kind to nature, person, product or property. The finish of the door must be maintained to continue warranty status. Panel shrinkage is normal and not considered a defect. Natural variations in wood color or texture are not considered as defects.

Alterations to the doors will void this warranty.

## Interior Door Options and Adders

### Jamb Adders: 6/8 Doors Only

From 4-9/16" Oak Veneer TO:	1/0 - 6/0	
4-5/8" Oak Wood Edge	10.00	
4-13/16" Oak Wrapped	10.00	
5-1/4" Oak Wrapped	16.00	
6-9/16" Oak Wrapped	33.00	
7-1/2" Oak Trimmable ( to 5-3/8")	140.00	
4-9/16" Oak Veneer - Wood Core	40.00	
4-9/16" Solid Oak	85.00	
2 PC Split From 4-9/16" to 6-9/16"	62.00	
4-9/16" FJ Primed Pine	(11.00)	
5" to 6-9/16" FJ Primed Pine	17.00	
4-9/16" FJ Primed Poplar	21.00	
4-5/8" - 6-9/16" FJ Primed Poplar	84.00	
From 4-9/16" Birch TO:	1/0 - 6/0	
4-5/8" Birch Wood Edge	14.00	
4-13/16" Birch Wrapped	8.00	
5-1/4" Birch Wrapped	16.00	
2 PC Split From 4-9/16" to 6-9/16"	62.00	
4-9/16" FJ Primed Pine	(9.00)	
4-13/16" or 4-7/8" FJ Primed Pine	(5.00)	
5" to 6-9/16" FJ Primed Pine	19.00	
4-9/16" FJ Primed Poplar	23.00	
4-5/8" - 6-9/16" FJ Primed Poplar	86.00	
From 4-9/16" Primed Jamb TO:	1/0 - 6/0	
4-13/16 or 4-7/8" FJ Primed Pine	4.00	
5" to 6-9/16" FJ Primed Pine	28.00	
6-5/8" to 7-1/4" FJ Primed Pine	46.00	
4-9/16" FJ Primed Poplar	32.00	
4-5/8" to 6-9/16" FJ Primed Poplar	95.00	
4-9/16" Oak Veneer Jamb	11.00	
4-9/16" Birch Veneer Jamb	9.00	
4-9/16" Poplar Veneer Jamb	6.00	
4-9/16" Maple Veneer Jamb	15.00	
4-9/16" Solid Poplar	46.00	
From 4-9/16" Pine Veneer TO:	1/0 - 6/0	
4-13/16" Pine Veneer Wrapped	13.00	
4-9/16" Solid Pine	26.00	
2 PC Split From 4-9/16" to 6-9/16"	62.00	
4-9/16" Oak Veneer Jamb	3.00	
4-9/16" Birch Veneer Jamb	1.00	
4-9/16" Poplar Veneer Jamb	(2.00)	
4-9/16" Maple Veneer Jamb	7.00	
4-9/16" FJ Primed Pine	(8.00)	
4-13/16" or 4-7/8" FJ Primed Pine	(4.00)	
5" to 6-9/16" FJ Primed Pine	20.00	
6-5/8" to 7-1/4" FJ Primed Pine	38.00	
4-9/16" FJ Primed Poplar	24.00	
4-5/8" to 6-9/16" FJ Primed Poplar	87.00	

### Hinge Adders:

Colors include: Bright Brass, Bright Chrome, Antique Nickel  
Satin Nickel, Brushed Chrome, Antique Brass, Oil Rubbed Bronze

Colored Hinges	6/8 & 7/0	8/0
per Single Door	6.00	8.00
per Double Door	12.00	16.00

### Hardware Adders:

Hardware	
Ball Catch	14.00
Peepsite	18.00
Flush Bolt	24.00

### 6/8 Door Casing Adders:

Per Side Specify Either Mitered and Loose or U'D

FJ Primed Pine	1/0 - 3/0	3/1 - 6/0
#356 11/16" x 2-1/4"	19.00	22.00
#327J 11/16" x 2-1/4"	21.00	25.00
#366 11/16" x 2-1/4"	21.00	25.00
#444LJ 11/16" x 3-1/4"	30.00	35.00
#445J 11/16" x 3-1/4"	32.00	38.00
#24112 PCAJ 11/16" x 3-1/2"	36.00	43.00
MDF - Primed	1/0 - 3/0	3/1 - 6/0
#356 5/8" x 2-1/4"	14.00	16.00
#444 5/8" x 3-1/4"	30.00	35.00
#24112 CCAM 3/4" x 3-1/2"	32.00	38.00
#24112 PCAM 3/4" x 3-1/2"	26.00	31.00
#523M 1" x 3-1/2"	54.00	65.00
#421M 3/4" x 3-1/4"	32.00	38.00
#473LM 5/8" x 2-1/4"	18.00	21.00
#472M 5/8" x 2-1/2"	24.00	28.00
FJ Primed Poplar		
#9000PRI 5/8" x 2-1/4"	28.00	33.00
#9037PRI 5/8" x 3-1/4"	65.00	77.00
#413LPRI 3/4" x 3-1/4"	93.00	111.00
#9831PRI 11/16" x 3-1/4"	61.00	73.00
#9931PRI 5/8" x 3-1/2"	69.00	83.00
#9035PRI 11/16" x 3-1/2"	63.00	74.00
Red Oak	1/0 - 3/0	3/1 - 6/0
#356 1/2" x 2-1/4"	31.00	36.00
Poplar	1/0 - 3/0	3/1 - 6/0
#356 1/2" x 2-1/4"	26.00	31.00
Maple	1/0 - 3/0	3/1 - 6/0
#356 1/2" x 2-1/4"	37.00	48.00
Clear Pine	1/0 - 3/0	3/1 - 6/0
#356 1/2" x 2-1/4"	25.00	30.00

### Prefinish Casing Adders:

Prefinish Casing Sets	1/0 - 3/0	3/1 - 6/0
All profiles add per side	13.00	17.00
Prefinish Cased Opening	1/0 - 6/0	
Per Set	24.00	

### Miscellaneous Adders:

Miscellaneous Adders:	
Casing Applied One Side	5.00
2-3/8" Backset	N/C
Prep for Mortise Latch (Radius Corner)	N/C
Prep for Mortise Latch (Square Corner)	10.00
Split Jamb - Additional Jamb Set +	15.00
HC / Pnl Cut in Width or Hgt per Cut	45.00
SC Cut Down in Width or Hgt per Cut	60.00
Door Bored for Dead Bolt / Finger Pull	11.00
Door Prepped for MaC Spec	20.00
Door Prepped Non-Standard Spec	40.00
Bi-Pass or Bifold Jamb Set-up	11.00
Shoe/Stop Applied on Bi-Pass or Bifold	13.00

### Alder Chevron Louver Inserts Adder:

Chevron Louvers	Inserts Only	Installed
12" x 24"	1-3/8" Door	112.00
16" x 24"	1-3/8" Door	135.00
18" x 24"	1-3/8" Door	147.00
20" x 24"	1-3/8" Door	161.00
22" x 24"	1-3/8" Door	170.00
24" x 24"	1-3/8" Door	182.00

For 1-3/4" Chevron Louvers Call For Quote

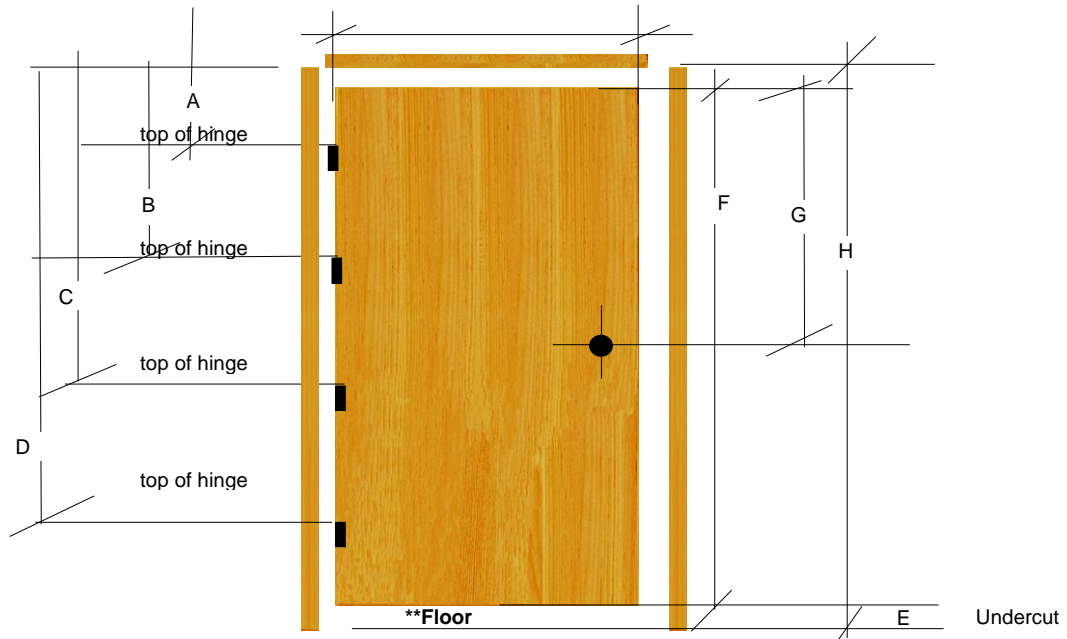
Assembled Units can NOT be cancelled or returned

McMahon and Company W 213 N 16910 Industrial Dr Jackson WI 53037 Phone 1-262-677-9900 Fax 1-262-677-1200

www.macdoors.com

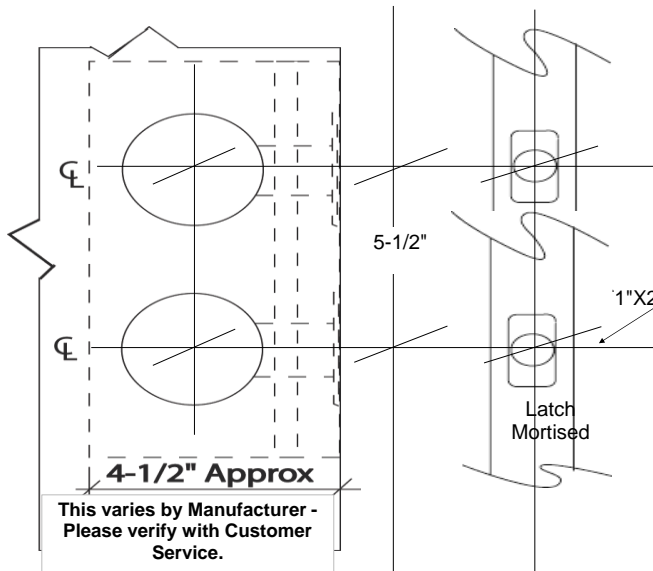
# Interior Door Specifications

## Rough Opening Chart and Handing Chart



Net Size	Hinge	A	B	C	D	E	F	G	H
6/8	3-1/2"	7-1/16"	36-5/16"	65-9/16"	N/A	7/8"	80"	44"	81-11/16"
7/0	3-1/2"	7-1/16"	38-5/16"	69-9/16"	N/A	7/8"	84"	48"	85-11/16"
8/0	3-1/2"	7-1/16"	31-13/16"	56-11/16"	81-9/16"	7/8"	96"	60"	97-11/16"
Net Size	Hinge	A	B	C	D	E	F	G	H
6/8	4"	6-13/16"	36-1/16"	65-5/16"	N/A	7/8"	80"	44"	81-11/16"
7/0	4"	6-13/16"	38-1/16"	69-5/16"	N/A	7/8"	84"	48"	85-11/16"
8/0	4"	6-13/16"	31-9/16"	56-7/16"	81-5/16"	7/8"	96"	60"	97-11/16"

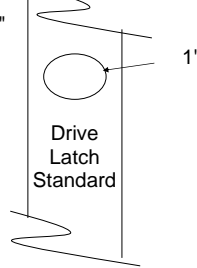
### Lock Preparation Lock Specifications



Lock Bore	2-1/8"
Backset	2-3/4"
Lock Edge Prep	1" x 2-1/4"

#### Single Bore with Optional Deadbolt shown

Drive Bolt Standard  
Mortised Edge Prep Optional  
Only Furnish when Specified

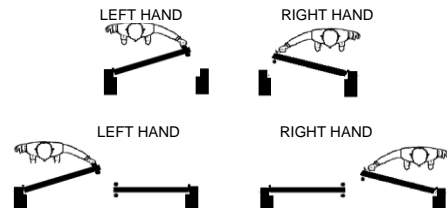


### Rough Openings:

Prehung w/ Jamb	Width	Height
Single Door	2"	2"
Double Door w/ Ball Catches	2"	2"
Double Door w/ Astragal	2-1/2"	2"
Bi-Pass Unit	1"	2"
Bifold Prehung Units	2"	2"

Add to actual door size. (3/0 x 6/8 single prehung RO = 38" x 82")

### Handing Chart:



Assembled Units can NOT be cancelled or returned

McMahon and Company W 213 N 16910 Industrial Dr Jackson WI 53037 Phone 1-262-677-9900 Fax 1-262-677-1200

www.macdoors.com

**Flush Natural Birch (Rotary)**



Natural Birch

Natural Birch Size	Hollow Core		Solid Core		Solid Core		Solid Core	
	1-3/8" Slab 6/8	1-3/8" Pre-Hung 6/8	1-3/8" Slab 6/8	1-3/8" Pre-Hung 6/8	1-3/4" Slab 6/8	1-3/4" Pre-Hung 6/8	1-3/4" Slab 7/0	1-3/4" Pre-Hung 7/0
1/0	84.00	154.00						
1/2	84.00	154.00						
1/3	84.00	154.00						
1/4	84.00	154.00						
1/6	84.00	154.00	150.00	235.00				
1/8	93.00	163.00						
1/10	93.00	163.00						
2/0	93.00	163.00	150.00	235.00	151.00	236.00		
2/2	105.00	175.00	164.00	249.00				
2/4	105.00	175.00	164.00	249.00	165.00	250.00		
2/6	108.00	178.00	178.00	263.00	179.00	264.00		
2/8	113.00	183.00	181.00	266.00	181.00	266.00		
2/10	121.00	191.00	195.00	280.00	195.00	280.00		
3/0	121.00	191.00	195.00	280.00	195.00	280.00	250.00	380.00
<b>Double Doors</b>	<b>B/C</b>	<b>AST</b>	<b>B/C</b>	<b>AST</b>	<b>B/C</b>	<b>AST</b>	<b>B/C</b>	<b>AST</b>
3/0	287.00	358.00	447.00	520.00				
4/0	305.00	376.00	447.00	520.00	449.00	522.00		
5/0	335.00	406.00	503.00	576.00	505.00	578.00		
6/0	361.00	432.00	537.00	610.00	537.00	610.00	727.00	800.00
<b>Bifolds</b>	<b>Slabs</b>	<b>PH/KD</b>	<b>Slabs</b>	<b>PH/KD</b>	<b>Slabs</b>	<b>PH/KD</b>	<b>Slabs</b>	<b>PH/KD</b>
2/0	130.00	185.00						
2/6	138.00	193.00						
3/0	147.00	202.00						
4/0	260.00	315.00						
5/0	276.00	331.00						
6/0	294.00	349.00						
<b>Bi-Pass Units</b>								
4/0		276.00		390.00		392.00		
5/0		306.00		446.00		448.00		
6/0		332.00		480.00		480.00		590.00

From 4-9/16" Birch Veneer TO:	1/0 - 6/0
4-5/8" Birch Wood Edge	14.00
4-13/16" Birch Wrapped	8.00
5-1/4" Birch Wrapped	16.00
2 PC Split From 4-9/16" to 6-9/16"	62.00
4-9/16" FJ Primed Pine	(9.00)
4-13/16" or 4-7/8" FJ Primed Pine	(5.00)
5" to 6-9/16" FJ Primed Pine	19.00
<b>Colored Hinges</b>	<b>6/8 &amp; 7/0</b>
per Door For Double Doors x 2	6.00
<b>Misc. Adders</b>	
HC / Pnl Cut in Width or Hgt per Cut	45.00
SC Cut Down in Width or Hgt per Cut	60.00
Door Prepped for MaC Spec	20.00
Door Prepped Non-Standard Spec	40.00
Shoe/Stop Applied on Bi-Pass or Bifold	13.00
Bi-Pass or Bifold Jamb Set-up	11.00

Prefinishing Adders:	
Hollow Core Slab	52.00
Hollow Core Bifold - 2 DR	64.00
Hollow Core Bifold - 4 DR	128.00
Solid Core Slab	78.00
Prefinishing Prehung Adders:	
Hollow Core - Single	78.00
Hollow Core - Double/Bi-Pass	144.00
Solid Core - Single	96.00
Solid Core - Double/Bi-Pass	186.00
Hollow Core Bifold - 2 Door	90.00
Hollow Core Bifold - 4 Door	180.00

Cased Openings	1/0 - 6/0
4-9/16" Primed	46.00
4-9/16" Oak Veneer	57.00
4-9/16" Birch Veneer	55.00

**For additional options see page 4.**

**Pre-Hung Units Include:** 4-9/16" Birch Veneer Jamb with 1-1/4" Maple Colonial Stop.(Casing NOT Included)  
 1-1/2 Pair (3) Zinc Dichromate Hinges  
 2-3/4" Backset with 1" Edge Bore (Prepared for Drive Latch)  
 Slab Doors are 3/16" Undersized and Beveled 1 side

**\*\*W/BC** = Ball Catch  
**\*W/AST** = With Maple Astragal and Top Flush Bolt

Assembled Units can NOT be cancelled or returned

McMahon and Company W 213 N 16910 Industrial Dr Jackson WI 53037 Phone 1-262-677-9900 Fax 1-262-677-1200

www.macdoors.com



**Flush Red Oak (Plain Sliced)**

**MaC's Platinum Prefinishing:**

**Standard MaC Colors:** Spring Oak, Honey, Rosewood, Cedar, Autumn, Royal, Spice & Paprika. See prefinishing adders below.

**Custom Colors Available:**

Contact Customer Service for details.



Red Oak

Oak Size	Hollow Core		Solid Core		Solid Core		Solid Core	
	1-3/8" Slab 6/8	1-3/8" Pre-Hung 6/8	1-3/8" Slab 6/8	1-3/8" Pre-Hung 6/8	1-3/4" Slab 6/8	1-3/4" Pre-Hung 6/8	1-3/4" Slab 7/0	1-3/4" Pre-Hung 7/0
1/0	91.00	163.00						
1/2	91.00	163.00						
1/3	91.00	163.00						
1/4	91.00	163.00						
1/6	91.00	163.00	164.00	251.00				
1/8	102.00	174.00						
1/10	102.00	174.00						
2/0	102.00	174.00	164.00	251.00	164.00	251.00		
2/2	115.00	187.00	178.00	265.00				
2/4	115.00	187.00	178.00	265.00	179.00	266.00		
2/6	118.00	190.00	194.00	281.00	194.00	281.00		
2/8	123.00	195.00	196.00	283.00	196.00	283.00		
2/10	131.00	203.00	212.00	299.00	211.00	298.00		
3/0	131.00	203.00	212.00	299.00	211.00	298.00	263.00	395.00
<b>Double Doors</b>	<b>B/C</b>	<b>AST</b>	<b>B/C</b>	<b>AST</b>	<b>B/C</b>	<b>AST</b>	<b>B/C</b>	<b>AST</b>
3/0	303.00	374.00	477.00	550.00	477.00	550.00		
4/0	325.00	396.00	477.00	550.00	507.00	580.00		
5/0	357.00	428.00	537.00	610.00	537.00	610.00		
6/0	383.00	454.00	573.00	646.00	571.00	644.00	755.00	828.00
<b>Bifolds</b>	<b>Slabs</b>	<b>PH/KD</b>	<b>Slabs</b>	<b>PH/KD</b>	<b>Slabs</b>	<b>PH/KD</b>	<b>Slabs</b>	<b>PH/KD</b>
2/0	137.00	194.00						
2/6	145.00	202.00						
2/8	155.00	212.00						
3/0	155.00	212.00						
4/0	274.00	331.00						
5/0	290.00	347.00						
6/0	310.00	367.00						
<b>Bi-Pass Units</b>								
4/0		296.00		420.00		420.00		
5/0		328.00		480.00		480.00		
6/0		354.00		516.00		514.00		648.00

From 4-9/16" Oak Veneer TO:		1/0 - 6/0
4-5/8" Oak Wood Edge		10.00
4-13/16" Oak Wrapped		10.00
5-1/4" Oak Wrapped		16.00
6-9/16" Oak Wrapped		33.00
7-1/2" Oak Trimmable ( to 5-3/8")		140.00
4-9/16" Oak Veneer - Wood Core		40.00
4-9/16" Solid Oak		85.00
2 PC Split From 4-9/16" to 6-9/16"		62.00
4-9/16" FJ Primed Pine		(11.00)
5" to 6-9/16" FJ Primed Pine		17.00
<b>Colored Hinges</b>		<b>6/8 &amp; 7/0</b>
per Door	For Double Doors x 2	6.00
<b>Misc. Adders</b>		
HC / Pnl Cut in Width or Hgt per Cut		45.00
SC Cut Down in Width or Hgt per Cut		60.00
Door Prepped for MaC Spec		20.00
Door Prepped Non-Standard Spec		40.00
Shoe/Stop Applied on Bi-Pass or Bifold		13.00
Bi-Pass or Bifold Jamb Set-up		11.00

Prefinishing Adders:	
Hollow Core Slab	52.00
Hollow Core Bifold - 2 DR	64.00
Hollow Core Bifold - 4 DR	128.00
Solid Core Slab	78.00
Prefinishing Prehung Adders:	
Hollow Core - Single	78.00
Hollow Core - Double/Bi-Pass	144.00
Solid Core - Single	96.00
Solid Core - Double/Bi-Pass	186.00
Hollow Core Bifold - 2 Door	90.00
Hollow Core Bifold - 4 Door	180.00

Cased Openings		1/0 - 6/0
4-9/16" Primed		46.00
4-9/16" Oak Veneer		57.00
4-9/16" Birch Veneer		55.00

For additional options see page 4.

**Pre-Hung Units Include:** 4-9/16" Oak Veneer Jamb with 1-1/4" Oak Colonial Stop.(Casing NOT Included)  
 1-1/2 Pair (3) Zinc Dichromate Hinges  
 2-3/4" Backset with 1" Edge Bore (Prepared for Drive Latch)  
 Slab Doors are 3/16" Undersized and Beveled 1 side

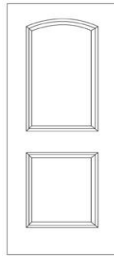
\*\*W/BC = Ball Catch  
 \*W/AST = With Oak Astragal and Top Flush Bolt

Assembled Units can NOT be cancelled or returned


McMahon and Company W 213 N 16910 Industrial Dr Jackson WI 53037 Phone 1-262-677-9900 Fax 1-262-677-1200



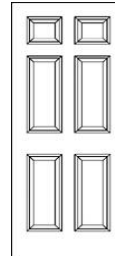
**6/8 Stock Hollow Core  
Molded Panel Doors & Primed Flush Hardboard**



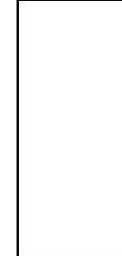
2 P ROM



2 P SQ SM



6 P SM



Primed Flush

**Stock Molded  
Hollow Core**

**Primed Flush  
Hollow Core**

Size	1-3/8" Slab 6/8		1-3/8" Pre-Hung 6/8	
	Slab 6/8	Pre-Hung 6/8	Slab 6/8	Pre-Hung 6/8
1/0	81.00	142.00	69.00	130.00
1/2	81.00	142.00	69.00	130.00
1/3	81.00	142.00	69.00	130.00
1/4	74.00	135.00	69.00	130.00
1/6	74.00	135.00	63.00	124.00
1/8	78.00	139.00	75.00	136.00
1/10	78.00	139.00	75.00	136.00
2/0	78.00	139.00	68.00	129.00
2/2	82.00	143.00	69.00	130.00
2/4	82.00	143.00	69.00	130.00
2/6	85.00	146.00	72.00	133.00
2/8	88.00	149.00	77.00	138.00
2/10	94.00	155.00	82.00	143.00
3/0	94.00	155.00	82.00	143.00
<b>Double Doors</b>	<b>B/C</b>	<b>AST</b>	<b>B/C</b>	<b>AST</b>
3/0	254.00	294.00	232.00	272.00
4/0	262.00	302.00	242.00	282.00
5/0	276.00	316.00	250.00	290.00
6/0	294.00	334.00	270.00	310.00
<b>Bifolds</b>	<b>Slabs</b>	<b>PH/KD</b>	<b>Slabs</b>	<b>PH/KD</b>
2/0	107.00	158.00	94.00	145.00
2/6	113.00	164.00	102.00	153.00
2/8	130.00	181.00	123.00	174.00
3/0	118.00	169.00	112.00	163.00
4/0	214.00	265.00	188.00	239.00
5/0	226.00	277.00	204.00	255.00
6/0	236.00	287.00	224.00	275.00
<b>Bi-Pass Units</b>				
4/0		237.00		217.00
5/0		251.00		225.00
6/0		269.00		245.00

From 4-9/16" Primed Jamb TO:		1/0 - 6/0
4-13/16 or 4-7/8" FJ Primed Pine		4.00
5" to 6-9/16" FJ Primed Pine		28.00
6-5/8" to 7-1/4" FJ Primed Pine		46.00
4-9/16" FJ Primed Poplar		32.00
4-5/8" to 6-9/16" FJ Primed Poplar		95.00
4-9/16" Oak Veneer Jamb		11.00
4-9/16" Birch Veneer Jamb		9.00
4-9/16" Poplar Veneer Jamb		6.00
4-9/16" Maple Veneer Jamb		15.00
4-9/16" Solid Poplar		46.00
<b>Colored Hinges</b>	<b>6/8</b>	
per Door For Double Doors x 2		6.00
<b>Misc. Adders</b>		
HC / Pnl Cut in Width or Hgt per Cut		45.00
SC Cut Down in Width or Hgt per Cut		60.00
Door Prepped for <b>MaC</b> Spec		20.00
Door Prepped Non-Standard Spec		40.00
Shoe/Stop Applied on Bi-Pass or Bifold		13.00
Bi-Pass or Bifold Jamb Set-up		11.00

Prefinishing Adders:	
Hollow Core Slab	52.00
Hollow Core Bifold - 2 DR	64.00
Hollow Core Bifold - 4 DR	128.00
Solid Core Slab	78.00
<b>Prefinishing Prehung Adders:</b>	
Hollow Core - Single	78.00
Hollow Core - Double/Bi-Pass	144.00
Solid Core - Single	96.00
Solid Core - Double/Bi-Pass	186.00
Hollow Core Bifold - 2 Door	90.00
Hollow Core Bifold - 4 Door	180.00

Cased Openings		1/0 - 6/0
4-9/16" Primed		46.00
4-9/16" Oak Veneer		57.00
4-9/16" Birch Veneer		55.00

For additional options see page 4.

**Pre-Hung Units Include:** 4-9/16" Primed Jamb with Primed Colonial Stop.(Casing NOT Included)

1-1/2 Pair (3) Zinc Dichromate Hinges

2-3/4" Backset with 1" Edge Bore (Prepared for Drive Latch)

Molded Slab Doors are 3/16" Undersized and Beveled 2 sides - Flush Doors are 3/16" Under Beveled 1 side

Assembled Units can NOT be cancelled or returned

McMahon and Company W 213 N 16910 Industrial Dr Jackson WI 53037 Phone 1-262-677-9900 Fax 1-262-677-1200

\*\*WBC = Ball Catch

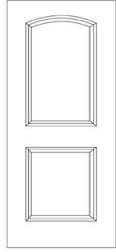
\*WAST = With Primed Astragal  
Top Flush Bolt



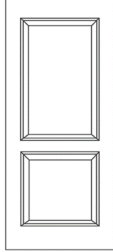
6/8 Stock Solid Core



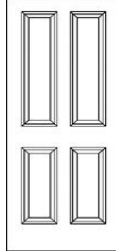
Molded Panel Doors & Primed Flush Hardboard



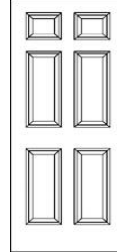
2 P ROM



2 P SQ SM



4 P SM



6 P SM



Primed Flush

Molded Solid Core

Primed Flush Solid Core

Size	Molded Solid Core		Primed Flush Solid Core	
	1-3/8" Slab 6/8	1-3/8" Pre-Hung 6/8	1-3/8" Slab 6/8	1-3/8" Pre-Hung 6/8
1/0	151.00	212.00	154.00	215.00
1/2	151.00	212.00	154.00	215.00
1/3	151.00	212.00	154.00	215.00
1/4	151.00	212.00	154.00	215.00
1/6	151.00	212.00	140.00	201.00
1/8	158.00	219.00	154.00	215.00
2/0	158.00	219.00	140.00	201.00
2/2	174.00	235.00	146.00	207.00
2/4	174.00	235.00	146.00	207.00
2/6	177.00	238.00	156.00	217.00
2/8	184.00	245.00	161.00	222.00
2/10	195.00	256.00	167.00	228.00
3/0	195.00	256.00	167.00	228.00
<b>Double Doors</b>				
	<b>B/C</b>	<b>AST</b>	<b>B/C</b>	<b>AST</b>
2/0	408.00	448.00	414.00	454.00
2/4	408.00	448.00	414.00	454.00
2/6	408.00	448.00	414.00	454.00
2/8	408.00	448.00	414.00	454.00
3/0	408.00	448.00	386.00	426.00
4/0	422.00	462.00	386.00	454.00
4/4	454.00	462.00	398.00	426.00
4/8	454.00	494.00	398.00	438.00
5/0	460.00	494.00	418.00	438.00
5/4	474.00	500.00	428.00	458.00
5/8	496.00	514.00	440.00	468.00
6/0	496.00	536.00	440.00	480.00
<b>Bi-Pass Units</b>				
4/0		397.00		361.00
5/0		435.00		393.00
6/0		471.00		415.00

From 4-9/16" Primed Jamb TO:		1/0 - 6/0
4-13/16 or 4-7/8" FJ Primed Pine		4.00
5" to 6-9/16" FJ Primed Pine		28.00
6-5/8" to 7-1/4" FJ Primed Pine		46.00
4-9/16" FJ Primed Poplar		32.00
4-5/8" to 6-9/16" FJ Primed Poplar		95.00
4-9/16" Oak Veneer Jamb		11.00
4-9/16" Birch Veneer Jamb		9.00
4-9/16" Poplar Veneer Jamb		6.00
4-9/16" Maple Veneer Jamb		15.00
4-9/16" Solid Poplar		46.00
<b>Colored Hinges</b>		<b>6/8</b>
per Door	For Double Doors x 2	6.00
<b>Misc. Adders</b>		
HC / Pnl Cut in Width or Hgt per Cut		45.00
SC Cut Down in Width or Hgt per Cut		60.00
Door Prepped for MaC Spec		20.00
Door Prepped Non-Standard Spec		40.00
Shoe/Stop Applied on Bi-Pass or Bifold		13.00
Bi-Pass or Bifold Jamb Set-up		11.00

Prefinishing Adders:	
Hollow Core Slab	52.00
Hollow Core Bifold - 2 DR	64.00
Hollow Core Bifold - 4 DR	128.00
Solid Core Slab	78.00
<b>Prefinishing Prehung Adders:</b>	
Hollow Core - Single	78.00
Hollow Core - Double/Bi-Pass	144.00
Solid Core - Single	96.00
Solid Core - Double/Bi-Pass	186.00
Hollow Core Bifold - 2 Door	90.00
Hollow Core Bifold - 4 Door	180.00

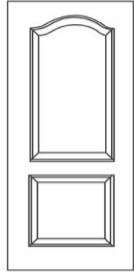
Cased Openings	1/0 - 6/0
4-9/16" Primed	46.00
4-9/16" Oak Veneer	57.00
4-9/16" Birch Veneer	55.00

For additional options see page 4.

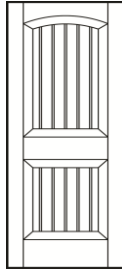
**Pre-Hung Units Include:** 4-9/16" Primed Jamb with Primed Colonial Stop.(Casing NOT Included)  
 1-1/2 Pair (3) Zinc Dichromate Hinges  
 2-3/4" Backset with 1" Edge Bore (Prepared for Drive Latch)  
 Molded Slab Doors are 3/16" Undersized and Beveled 2 sides - Flush Doors are 3/16" Under Beveled 1 side  
**\*\*W/BC** = Ball Catch  
**\*\*W/AST** = With Primed Astragal Top Flush Bolt

Assembled Units can NOT be cancelled or returned  
 McMahon and Company W 213 N 16910 Industrial Dr Jackson WI 53037 Phone 1-262-677-9900 Fax 1-262-677-1200

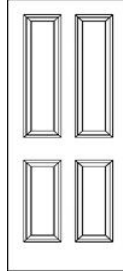
## Molded Panel Doors



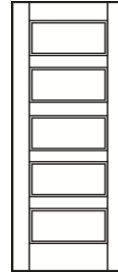
2 P Arch SM



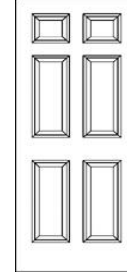
Cheyenne



4 P SM - HC Only



Riverside



6 P TXT

Size	Hollow Core		Solid Core		Solid Core	
	1-3/8" Slab 6/8	1-3/8" Pre-Hung 6/8	1-3/8" Slab 6/8	1-3/8" Pre-Hung 6/8	1-3/4" Slab 6/8	1-3/4" Pre-Hung 6/8
1/0	81.00	142.00	166.00	227.00	169.00	230.00
1/2	81.00	142.00	166.00	227.00	169.00	230.00
1/3	81.00	142.00	166.00	227.00	169.00	230.00
1/4	81.00	142.00	166.00	227.00	169.00	230.00
1/6	81.00	142.00	166.00	227.00	169.00	230.00
1/8	86.00	147.00	174.00	235.00	177.00	238.00
1/10	86.00	147.00	174.00	235.00	177.00	238.00
2/0	86.00	147.00	174.00	235.00	177.00	238.00
2/2	90.00	151.00	191.00	252.00	193.00	254.00
2/4	90.00	151.00	191.00	252.00	193.00	254.00
2/6	94.00	155.00	194.00	255.00	197.00	258.00
2/8	97.00	158.00	203.00	264.00	206.00	267.00
2/10	104.00	165.00	215.00	276.00	218.00	279.00
3/0	104.00	165.00	215.00	276.00	218.00	279.00
<b>Double Doors</b>	<b>B/C</b>	<b>AST</b>	<b>B/C</b>	<b>AST</b>	<b>B/C</b>	<b>AST</b>
3/0	268.00	318.00	438.00	494.00	444.00	500.00
4/0	278.00	318.00	454.00	494.00	460.00	500.00
5/0	294.00	334.00	494.00	534.00	500.00	540.00
6/0	314.00	354.00	536.00	576.00	542.00	582.00
<b>Bifolds</b>	<b>Slabs</b>	<b>PH/KD</b>				
2/0	118.00	169.00				
2/6	125.00	176.00				
2/8	130.00	181.00				
3/0	130.00	181.00				
4/0	236.00	287.00				
5/0	250.00	301.00				
6/0	260.00	311.00				
<b>Bi-Pass Units</b>						
4/0		253.00		429.00		435.00
5/0		269.00		469.00		475.00
6/0		289.00		511.00		517.00

From 4-9/16" Primed Jamb TO:		1/0 - 6/0
4-13/16 or 4-7/8" FJ Primed Pine		4.00
5" to 6-9/16" FJ Primed Pine		28.00
6-5/8" to 7-1/4" FJ Primed Pine		46.00
4-9/16" FJ Primed Poplar		32.00
4-5/8" to 6-9/16" FJ Primed Poplar		95.00
4-9/16" Oak Veneer Jamb		11.00
4-9/16" Birch Veneer Jamb		9.00
4-9/16" Poplar Veneer Jamb		6.00
4-9/16" Maple Veneer Jamb		15.00
4-9/16" Solid Poplar		46.00
<b>Colored Hinges</b>	<b>6/8</b>	
per Door	For Double Doors x 2	6.00
<b>Misc. Adders</b>		
HC / Pnl Cut in Width or Hgt per Cut		45.00
SC Cut Down in Width or Hgt per Cut		60.00
Door Prepped for MaC Spec		20.00
Door Prepped Non-Standard Spec		40.00
Shoe/Stop Applied on Bi-Pass or Bifold		13.00
Bi-Pass or Bifold Jamb Set-up		11.00

Prenishing Adders:	
Hollow Core Slab	52.00
Hollow Core Bifold - 2 DR	64.00
Hollow Core Bifold - 4 DR	128.00
Solid Core Slab	78.00
<b>Prenishing Prehung Adders:</b>	
Hollow Core - Single	78.00
Hollow Core - Double/Bi-Pass	144.00
Solid Core - Single	96.00
Solid Core - Double/Bi-Pass	186.00
Hollow Core Bifold - 2 Door	90.00
Hollow Core Bifold - 4 Door	180.00

Cased Openings	1/0 - 6/0
4-9/16" Primed	46.00
4-9/16" Oak Veneer	57.00
4-9/16" Birch Veneer	55.00

For additional options see page 4.

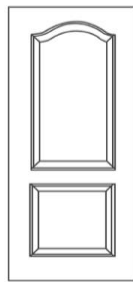
**Pre-Hung Units Include:** 4-9/16" Primed Jamb with Primed Colonial Stop.(Casing NOT Included)

- 1-1/2 Pair (3) Zinc Dichromate Hinges
- 2-3/4" Backset with 1" Edge Bore (Prepared for Drive Latch)
- Slab Doors are 3/16" Undersized and Beveled 2 sides

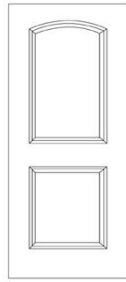
- \*\*W/BC = Ball Catch
- \*W/AST = With Primed Astragal and Top Flush Bolt

Assembled Units can NOT be cancelled or returned  
 McMahon and Company W 213 N 16910 Industrial Dr Jackson WI 53037 Phone 1-262-677-9900 Fax 1-262-677-1200

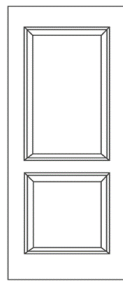
## Molded Panel Doors - Hollow Core & Solid Core



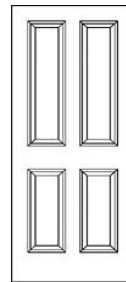
2 P Arch SM



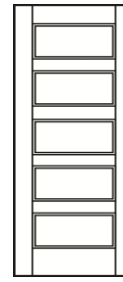
2 P ROM



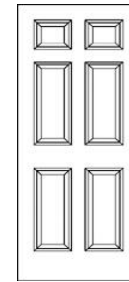
2 P SM



4 P SM



Riverside



6 P SM  
6 P TXT

	Hollow Core		Solid Core		Solid Core	
	1-3/8" Slab 7/0	1-3/8" Pre-Hung 7/0	1-3/8" Slab 7/0	1-3/8" Pre-Hung 7/0	1-3/4" Slab 7/0	1-3/4" Pre-Hung 7/0
1/0	154.00	233.00	225.00	304.00	261.00	340.00
1/2	154.00	233.00	225.00	304.00	261.00	340.00
1/3	154.00	233.00	225.00	304.00	261.00	340.00
1/4	154.00	233.00	225.00	304.00	261.00	340.00
1/6	154.00	233.00	225.00	304.00	261.00	340.00
1/8	158.00	237.00	225.00	304.00	261.00	340.00
2/0	158.00	237.00	225.00	304.00	261.00	340.00
2/2	168.00	247.00	245.00	324.00	281.00	360.00
2/4	168.00	247.00	245.00	324.00	281.00	360.00
2/6	168.00	247.00	245.00	324.00	281.00	360.00
2/8	172.00	251.00	256.00	335.00	292.00	371.00
2/10	180.00	259.00	266.00	345.00	302.00	381.00
3/0	180.00	259.00	266.00	345.00	302.00	381.00
<b>Double Doors</b>	<b>B/C</b>	<b>AST</b>	<b>B/C</b>	<b>AST</b>	<b>B/C</b>	<b>AST</b>
3/0	444.00	484.00	586.00	626.00	658.00	698.00
4/0	452.00	492.00	586.00	626.00	658.00	698.00
5/0	472.00	512.00	626.00	666.00	698.00	738.00
6/0	496.00	536.00	668.00	708.00	740.00	780.00
<b>Bifolds</b>	<b>Slabs</b>	<b>PH/KD</b>				
2/0	195.00	264.00				
2/6	204.00	273.00				
2/8	215.00	284.00				
3/0	215.00	284.00				
4/0	390.00	459.00				
5/0	408.00	477.00				
6/0	430.00	499.00				
<b>Bi-Pass Units</b>						
4/0		427.00		561.00		633.00
5/0		447.00		601.00		673.00
6/0		471.00		643.00		715.00

From 4-9/16" Primed Jamb TO:	1/0 - 6/0
4-13/16 or 4-7/8" FJ Primed Pine	4.00
5" to 6-9/16" FJ Primed Pine	28.00
6-5/8" to 7-1/4" FJ Primed Pine	46.00
4-9/16" FJ Primed Poplar	32.00
4-5/8" to 6-9/16" FJ Primed Poplar	95.00
<b>Colored Hinges</b>	<b>7/0</b>
per Door For Double Doors x 2	6.00
<b>Misc. Adders</b>	
HC / Pnl Cut in Width or Hgt per Cut	45.00
SC Cut Down in Width or Hgt per Cut	60.00
Door Prepped for MaC Spec	20.00
Door Prepped Non-Standard Spec	40.00
Shoe/Stop Applied on Bi-Pass or Bifold	13.00
Bi-Pass or Bifold Jamb Set-up	11.00

Prefinishing Adders:	7/0
Hollow Core Slab	58.00
Hollow Core Bifold - 2 DR	71.00
Hollow Core Bifold - 4 DR	141.00
Solid Core Slab	86.00
#730 Louver/Louver Slab	172.00
<b>Prefinishing Prehung Adders:</b>	<b>7/0</b>
Hollow Core - Single	86.00
Hollow Core - Double/Bi-Pass	159.00
Solid Core - Single	106.00
Solid Core - Double/Bi-Pass	205.00
#730 Louver/Louver - Single	198.00
#730 Louver/Louver - Double/Bipass	396.00
Hollow Core Bifold - 2 Door	99.00
Hollow Core Bifold - 4 Door	198.00

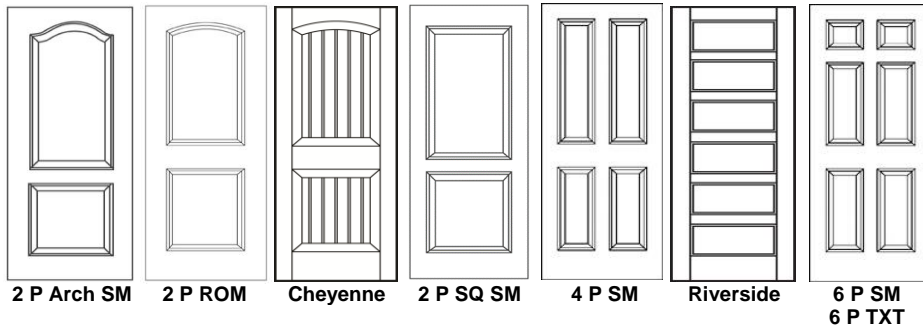
For additional options see page 4.

**Pre-Hung Units Include:** 4-9/16" Primed Jamb with Primed Colonial Stop.(Casing NOT Included)  
 1-1/2 Pair (3) Zinc Dichromate Hinges  
 2-3/4" Backset with 1" Edge Bore (Prepared for Drive Latch)  
 Slab Doors are 3/16" Undersized and Beveled 2 sides

**\*\*W/BC = Ball Catch**  
**\*W/AST = With Primed Astragal and Top Flush Bolt**

Assembled Units can NOT be cancelled or returned  
 McMahon and Company W 213 N 16910 Industrial Dr Jackson WI 53037 Phone 1-262-677-9900 Fax 1-262-677-1200

## Molded Panel Doors - Hollow Core & Solid Core



Size	Hollow Core		Solid Core		Solid Core	
	1-3/8" Slab 8/0	1-3/8" Pre-Hung 8/0	1-3/8" Slab 8/0	1-3/8" Pre-Hung 8/0	1-3/4" Slab 8/0	1-3/4" Pre-Hung 8/0
1/0	186.00	269.00	277.00	360.00	282.00	365.00
1/2	186.00	269.00	277.00	360.00	282.00	365.00
1/3	186.00	269.00	277.00	360.00	282.00	365.00
1/4	186.00	269.00	277.00	360.00	282.00	365.00
1/6	186.00	269.00	277.00	360.00	282.00	365.00
1/8	186.00	269.00	277.00	360.00	282.00	365.00
2/0	186.00	269.00	277.00	360.00	282.00	365.00
2/2	206.00	289.00	308.00	391.00	313.00	396.00
2/4	206.00	289.00	308.00	391.00	313.00	396.00
2/6	206.00	289.00	308.00	391.00	313.00	396.00
2/8	212.00	295.00	313.00	396.00	318.00	401.00
2/10	226.00	309.00	326.00	409.00	330.00	413.00
3/0	226.00	309.00	326.00	409.00	330.00	413.00
<b>Double Doors</b>	<b>B/C</b>	<b>AST</b>	<b>B/C</b>	<b>AST</b>	<b>B/C</b>	<b>AST</b>
3/0	511.00	551.00	693.00	733.00	703.00	743.00
4/0	511.00	551.00	693.00	733.00	703.00	743.00
5/0	551.00	591.00	755.00	795.00	765.00	805.00
6/0	591.00	631.00	791.00	831.00	799.00	839.00
<b>Bifolds</b>	<b>Slabs</b>	<b>PH/KD</b>				
2/0	246.00	319.00				
2/6	256.00	329.00				
2/8	271.00	344.00				
3/0	271.00	344.00				
4/0	492.00	565.00				
5/0	512.00	585.00				
6/0	542.00	615.00				
<b>Bi-Pass Units</b>						
4/0		486.00		668.00		678.00
5/0		526.00		730.00		740.00
6/0		566.00		766.00		774.00

From 4-9/16" Primed Jamb TO:		1/0 - 6/0
4-13/16 or 4-7/8" FJ Primed Pine		4.00
5" to 6-9/16" FJ Primed Pine		28.00
6-5/8" to 7-1/4" FJ Primed Pine		46.00
4-9/16" FJ Primed Poplar		32.00
4-5/8" to 6-9/16" FJ Primed Poplar		95.00
4-9/16" Solid Poplar		46.00
<b>Colored Hinges</b>		<b>8/0</b>
per Door For Double Doors x 2		8.00
<b>Misc. Adders</b>		
HC / Pnl Cut in Width or Hgt per Cut		45.00
SC Cut Down in Width or Hgt per Cut		60.00
Door Prepped for MaC Spec		20.00
Door Prepped Non-Standard Spec		40.00
Shoe/Stop Applied on Bi-Pass or Bifold		13.00
Bi-Pass or Bifold Jamb Set-up		11.00

Prefinishing Adders:		8/0
Hollow Core Slab		78.00
Hollow Core Bifold - 2 DR		96.00
Hollow Core Bifold - 4 DR		192.00
Solid Core Slab		117.00
Prefinishing Prehung Adders:		8/0
Hollow Core - Single		117.00
Hollow Core - Double/Bi-Pass		216.00
Solid Core - Single		144.00
Solid Core - Double/Bi-Pass		279.00
Hollow Core Bifold - 2 Door		135.00
Hollow Core Bifold - 4 Door		270.00

**For additional options see page 4.**


**Pre-Hung Units Include:** 4-9/16" Primed Jamb with Primed Colonial Stop.(Casing NOT Included)  
 1-1/2 Pair (3) Zinc Dichromate Hinges  
 2-3/4" Backset with 1" Edge Bore (Prepared for Drive Latch)  
 Slab Doors are 3/16" Undersized and Beveled 2 sides

\*\*W/BC = Ball Catch  
 \*W/AST = With Primed Astragal and Top Flush Bolt


Assembled Units can NOT be cancelled or returned  
 McMahon and Company W 213 N 16910 Industrial Dr Jackson WI 53037 Phone 1-262-677-9900 Fax 1-262-677-1200

West End Collection

**Masonite does not recommend Melrose to be used on double doors. When using doubles or Bi-Pass units, please use Berkley**



Melrose



Berkley

Size	Hollow Core		Solid Core		Solid Core	
	1-3/8" Slab 6/8	1-3/8" Pre-Hung 6/8	1-3/8" Slab 6/8	1-3/8" Pre-Hung 6/8	1-3/4" Slab 6/8	1-3/4" Pre-Hung 6/8
1/0	99.00	160.00	183.00	244.00	186.00	247.00
1/2	99.00	160.00	183.00	244.00	186.00	247.00
1/3	99.00	160.00	183.00	244.00	186.00	247.00
1/4	99.00	160.00	183.00	244.00	186.00	247.00
1/6	99.00	160.00	183.00	244.00	186.00	247.00
1/8	104.00	165.00	191.00	252.00	195.00	256.00
2/0	104.00	165.00	191.00	252.00	195.00	256.00
2/2	109.00	170.00	210.00	271.00	213.00	274.00
2/4	109.00	170.00	210.00	271.00	213.00	274.00
2/6	112.00	173.00	214.00	275.00	217.00	278.00
2/8	116.00	177.00	223.00	284.00	226.00	287.00
2/10	124.00	185.00	236.00	297.00	240.00	301.00
3/0	124.00	185.00	236.00	297.00	240.00	301.00
<b>Double Doors</b>	<b>B/C</b>	<b>AST</b>	<b>B/C</b>	<b>AST</b>	<b>B/C</b>	<b>AST</b>
3/0	304.00	344.00	472.00	512.00	478.00	518.00
4/0	314.00	354.00	488.00	528.00	496.00	536.00
5/0	330.00	370.00	534.00	574.00	540.00	580.00
6/0	354.00	394.00	578.00	618.00	586.00	626.00
<b>Bifolds</b>	<b>Slabs</b>	<b>PH/KD</b>				
2/0	160.00	211.00				
2/6	166.00	217.00				
3/0	173.00	224.00				
4/0	320.00	371.00				
5/0	332.00	383.00				
6/0	346.00	397.00				
<b>Bi-Pass Units</b>						
4/0		289.00		463.00		471.00
5/0		305.00		509.00		515.00
6/0		329.00		553.00		561.00

From 4-9/16" Primed Jamb TO:		1/0 - 6/0
4-13/16 or 4-7/8" FJ Primed Pine		4.00
5" to 6-9/16" FJ Primed Pine		28.00
6-5/8" to 7-1/4" FJ Primed Pine		46.00
4-9/16" FJ Primed Poplar		32.00
4-5/8" to 6-9/16" FJ Primed Poplar		95.00
4-9/16" Oak Veneer Jamb		11.00
4-9/16" Birch Veneer Jamb		9.00
4-9/16" Poplar Veneer Jamb		6.00
4-9/16" Maple Veneer Jamb		15.00
4-9/16" Solid Poplar		46.00
<b>Colored Hinges</b>		<b>6/8</b>
per Door	For Double Doors x 2	6.00
<b>Misc. Adders</b>		
HC / Pnl Cut in Width or Hgt per Cut		45.00
SC Cut Down in Width or Hgt per Cut		60.00
Door Prepped for MaC Spec		20.00
Door Prepped Non-Standard Spec		40.00
Shoe/Stop Applied on Bi-Pass or Bifold		13.00
Bi-Pass or Bifold Jamb Set-up		11.00

Prefinishing Adders:		6/8
Hollow Core Slab		52.00
Hollow Core Bifold - 2 DR		64.00
Hollow Core Bifold - 4 DR		128.00
Solid Core Slab		78.00
<b>Prefinishing Prehung Adders:</b>		<b>6/8</b>
Hollow Core - Single		78.00
Hollow Core - Double/Bi-Pass		144.00
Solid Core - Single		96.00
Solid Core - Double/Bi-Pass		186.00
Hollow Core Bifold - 2 Door		90.00
Hollow Core Bifold - 4 Door		180.00

Cased Openings		1/0 - 6/0
4-9/16" Primed		46.00
4-9/16" Oak Veneer		57.00
4-9/16" Birch Veneer		55.00

**For additional options see page 4.**

**Pre-Hung Units Include:** 4-9/16" Primed Jamb with Primed Colonial Stop.(Casing NOT Included)


- 1-1/2 Pair (3) Zinc Dichromate Hinges
- 2-3/4" Backset with 1" Edge Bore (Prepared for Drive Latch)
- Slab Doors are 3/16" Undersized and Beveled 2 sides

- \*\*W/BC = Ball Catch
- \*W/AST = With Primed Astragal and Top Flush Bolt


Assembled Units can NOT be cancelled or returned

McMahon and Company W 213 N 16910 Industrial Dr Jackson WI 53037 Phone 1-262-677-9900 Fax 1-262-677-1200

*Masonite does not recommend Melrose to be used on double doors. When using doubles or Bi-Pass units, please use Berkley*



Melrose



Berkley

Size	Hollow Core		Solid Core		Solid Core	
	1-3/8" Slab 7/0	1-3/8" Pre-Hung 7/0	1-3/8" Slab 7/0	1-3/8" Pre-Hung 7/0	1-3/4" Slab 7/0	1-3/4" Pre-Hung 7/0
1/0	169.00	248.00	248.00	327.00	287.00	366.00
1/2	169.00	248.00	248.00	327.00	287.00	366.00
1/3	169.00	248.00	248.00	327.00	287.00	366.00
1/4	169.00	248.00	248.00	327.00	287.00	366.00
1/6	169.00	248.00	248.00	327.00	287.00	366.00
1/8	174.00	253.00	248.00	327.00	287.00	366.00
2/0	174.00	253.00	248.00	327.00	287.00	366.00
2/2	185.00	264.00	270.00	349.00	309.00	388.00
2/4	185.00	264.00	270.00	349.00	309.00	388.00
2/6	185.00	264.00	270.00	349.00	309.00	388.00
2/8	189.00	268.00	281.00	360.00	321.00	400.00
2/10	197.00	276.00	293.00	372.00	333.00	412.00
3/0	197.00	276.00	293.00	372.00	333.00	412.00
<b>Double Doors</b>	<b>B/C</b>	<b>AST</b>	<b>B/C</b>	<b>AST</b>	<b>B/C</b>	<b>AST</b>
3/0	474.00	514.00	632.00	672.00	710.00	750.00
4/0	484.00	524.00	632.00	672.00	710.00	750.00
5/0	506.00	546.00	676.00	716.00	754.00	794.00
6/0	530.00	570.00	722.00	762.00	802.00	842.00
<b>Bifolds</b>	<b>Slabs</b>	<b>PH/KD</b>				
2/0	214.00	283.00				
2/6	225.00	294.00				
3/0	237.00	306.00				
4/0	428.00	497.00				
5/0	450.00	519.00				
6/0	474.00	543.00				
<b>Bi-Pass Units</b>						
4/0		459.00		607.00		685.00
5/0		481.00		651.00		729.00
6/0		505.00		697.00		777.00

From 4-9/16" Primed Jamb TO:		1/0 - 6/0
4-13/16 or 4-7/8" FJ Primed Pine		4.00
5" to 6-9/16" FJ Primed Pine		28.00
6-5/8" to 7-1/4" FJ Primed Pine		46.00
4-9/16" FJ Primed Poplar		32.00
4-5/8" to 6-9/16" FJ Primed Poplar		95.00
<b>Colored Hinges</b>		<b>7/0</b>
per Door	For Double Doors x 2	6.00
<b>Misc. Adders</b>		
HC / Pnl Cut in Width or Hgt per Cut		45.00
SC Cut Down in Width or Hgt per Cut		60.00
Door Prepped for MaC Spec		20.00
Door Prepped Non-Standard Spec		40.00
Shoe/Stop Applied on Bi-Pass or Bifold		13.00
Bi-Pass or Bifold Jamb Set-up		11.00

Prefinishing Adders:		7/0
Hollow Core Slab		58.00
Hollow Core Bifold - 2 DR		71.00
Hollow Core Bifold - 4 DR		141.00
Solid Core Slab		86.00
<b>Prefinishing Prehung Adders:</b>		<b>7/0</b>
Hollow Core - Single		86.00
Hollow Core - Double/Bi-Pass		159.00
Solid Core - Single		106.00
Solid Core - Double/Bi-Pass		205.00
Hollow Core Bifold - 2 Door		99.00
Hollow Core Bifold - 4 Door		198.00

**For additional options see page 4.**

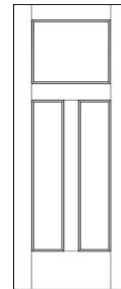
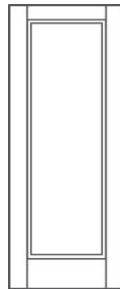
**Pre-Hung Units Include:** 4-9/16" Primed Jamb with Primed Colonial Stop.(Casing NOT Included)  
 1-1/2 Pair (3) Zinc Dichromate Hinges  
 2-3/4" Backset with 1" Edge Bore (Prepared for Drive Latch)  
 Slab Doors are 3/16" Undersized and Beveled 2 sides

\*\*W/BC = Ball Catch  
 \*W/AST = With Primed Astragal and Top Flush Bolt

Assembled Units can NOT be cancelled or returned

McMahon and Company W 213 N 16910 Industrial Dr Jackson WI 53037 Phone 1-262-677-9900 Fax 1-262-677-1200

Heritage Series



Lincoln Park (LP)

Winslow (Win)

Size	LP & Win S/O Hollow Core		Win Only Stock Hollow Core		LP & Win Stock Solid Core		LP & Win S/O Solid Core	
	1-3/8" Slab 6/8	1-3/8" Pre-Hung 6/8	1-3/8" Slab 6/8	1-3/8" Pre-Hung 6/8	1-3/8" Slab 6/8	1-3/8" Pre-Hung 6/8	1-3/4" Slab 6/8	1-3/4" Pre-Hung 6/8
1/0	114.00	175.00			205.00	266.00	208.00	269.00
1/2	114.00	175.00			205.00	266.00	208.00	269.00
1/3	114.00	175.00			205.00	266.00	208.00	269.00
1/4	114.00	175.00			205.00	266.00	208.00	269.00
1/6	114.00	175.00	104.00	165.00	187.00	248.00	208.00	269.00
1/8	119.00	180.00			214.00	275.00	216.00	277.00
2/0	119.00	180.00	108.00	169.00	194.00	255.00	216.00	277.00
2/2	124.00	185.00			231.00	292.00	234.00	295.00
2/4	124.00	185.00	113.00	174.00	210.00	271.00	234.00	295.00
2/6	128.00	189.00	116.00	177.00	214.00	275.00	238.00	299.00
2/8	131.00	192.00	119.00	180.00	222.00	283.00	248.00	309.00
2/10	139.00	200.00	126.00	187.00	234.00	295.00	260.00	321.00
3/0	139.00	200.00	126.00	187.00	234.00	295.00	260.00	321.00
<b>Double Doors</b>	<b>B/C</b>	<b>AST</b>	<b>B/C</b>	<b>AST</b>	<b>B/C</b>	<b>AST</b>	<b>B/C</b>	<b>AST</b>
3/0	334.00	374.00	314.00	354.00	480.00	520.00	522.00	562.00
4/0	344.00	384.00	322.00	362.00	494.00	534.00	538.00	578.00
5/0	362.00	402.00	338.00	378.00	534.00	574.00	582.00	622.00
6/0	384.00	424.00	358.00	398.00	574.00	614.00	626.00	666.00
<b>Bifolds</b>	<b>Slabs</b>	<b>PH/KD</b>	<b>Slabs</b>	<b>PH/KD</b>				
2/0	154.00	205.00	140.00	191.00				
2/6	162.00	213.00	147.00	198.00				
3/0	168.00	219.00	153.00	204.00				
4/0	308.00	359.00	280.00	331.00				
5/0	324.00	375.00	294.00	345.00				
6/0	336.00	387.00	306.00	357.00				
<b>Bi-Pass Units</b>								
4/0		319.00		297.00		469.00		513.00
5/0		337.00		313.00		509.00		557.00
6/0		359.00		333.00		549.00		601.00

From 4-9/16" Primed Jamb TO:		1/0 - 6/0
4-13/16 or 4-7/8" FJ Primed Pine		4.00
5" to 6-9/16" FJ Primed Pine		28.00
6-5/8" to 7-1/4" FJ Primed Pine		46.00
4-9/16" FJ Primed Poplar		32.00
4-5/8" to 6-9/16" FJ Primed Poplar		95.00
4-9/16" Oak Veneer Jamb		11.00
4-9/16" Birch Veneer Jamb		9.00
4-9/16" Poplar Veneer Jamb		6.00
4-9/16" Maple Veneer Jamb		15.00
4-9/16" Solid Poplar		46.00
<b>Colored Hinges</b>		<b>6/8</b>
per Door For Double Doors x 2		6.00
<b>Misc. Adders</b>		
HC / Pnl Cut in Width or Hgt per Cut		45.00
SC Cut Down in Width or Hgt per Cut		60.00
Door Prepped for MaC Spec		20.00
Door Prepped Non-Standard Spec		40.00
Shoe/Stop Applied on Bi-Pass or Bifold		13.00
Bi-Pass or Bifold Jamb Set-up		11.00

Prefinishing Adders:		6/8
Hollow Core Slab		52.00
Hollow Core Bifold - 2 DR		64.00
Hollow Core Bifold - 4 DR		128.00
Solid Core Slab		78.00
<b>Prefinishing Prehung Adders:</b>		<b>6/8</b>
Hollow Core - Single		78.00
Hollow Core - Double/Bi-Pass		144.00
Solid Core - Single		96.00
Solid Core - Double/Bi-Pass		186.00
Hollow Core Bifold - 2 Door		90.00
Hollow Core Bifold - 4 Door		180.00

Cased Openings		1/0 - 6/0
4-9/16" Primed		46.00
4-9/16" Oak Veneer		57.00
4-9/16" Birch Veneer		55.00

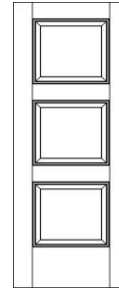
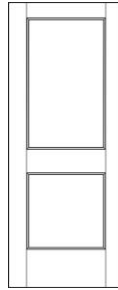
For additional options see page 4.

**Pre-Hung Units Include:** 4-9/16" Primed Jamb with Primed Colonial Stop.(Casing NOT Included)

- 1-1/2 Pair (3) Zinc Dichromate Hinges
- 2-3/4" Backset with 1" Edge Bore (Prepared for Drive Latch)
- Slab Doors are 3/16" Undersized and Beveled 2 sides

- \*\*W/BC = Ball Catch
- \*W/AST = With Primed Astragal and Top Flush Bolt

Heritage Series



Logan (Log)

Livingston (Liv)

Size	Log & Liv S/O Hollow Core		Log Only Stock Solid Core		Log & Liv S/O Solid Core		Log & Liv S/O Solid Core	
	1-3/8" Slab 6/8	1-3/8" Pre-Hung 6/8	1-3/8" Slab 6/8	1-3/8" Pre-Hung 6/8	1-3/8" Slab 6/8	1-3/8" Pre-Hung 6/8	1-3/4" Slab 6/8	1-3/4" Pre-Hung 6/8
1/0	117.00	178.00			210.00	271.00	213.00	274.00
1/2	117.00	178.00			210.00	271.00	213.00	274.00
1/3	117.00	178.00			210.00	271.00	213.00	274.00
1/4	117.00	178.00			210.00	271.00	213.00	274.00
1/6	117.00	178.00	191.00	252.00	210.00	271.00	213.00	274.00
1/8	122.00	183.00			218.00	279.00	221.00	282.00
2/0	122.00	183.00	198.00	259.00	218.00	279.00	221.00	282.00
2/2	127.00	188.00			236.00	297.00	239.00	300.00
2/4	127.00	188.00	215.00	276.00	236.00	297.00	239.00	300.00
2/6	130.00	191.00	218.00	279.00	240.00	301.00	243.00	304.00
2/8	134.00	195.00	226.00	287.00	249.00	310.00	253.00	314.00
2/10	142.00	203.00	239.00	300.00	263.00	324.00	265.00	326.00
3/0	142.00	203.00	239.00	300.00	263.00	324.00	265.00	326.00
<b>Double Doors</b>	<b>B/C</b>	<b>AST</b>	<b>B/C</b>	<b>AST</b>	<b>B/C</b>	<b>AST</b>	<b>B/C</b>	<b>AST</b>
3/0	340.00	380.00	488.00	528.00	526.00	566.00	532.00	572.00
4/0	350.00	390.00	502.00	542.00	542.00	582.00	548.00	588.00
5/0	366.00	406.00	542.00	582.00	586.00	626.00	592.00	632.00
6/0	390.00	430.00	584.00	624.00	632.00	672.00	636.00	676.00
<b>Bifolds</b>	<b>Slabs</b>	<b>PH/KD</b>						
2/0	158.00	209.00						
2/6	165.00	216.00						
3/0	171.00	222.00						
4/0	316.00	367.00						
5/0	330.00	381.00						
6/0	342.00	393.00						
<b>Bi-Pass Units</b>								
4/0		325.00		477.00		517.00		523.00
5/0		341.00		517.00		561.00		567.00
6/0		365.00		559.00		607.00		611.00

From 4-9/16" Primed Jamb TO:		1/0 - 6/0
4-13/16 or 4-7/8" FJ Primed Pine		4.00
5" to 6-9/16" FJ Primed Pine		28.00
6-5/8" to 7-1/4" FJ Primed Pine		46.00
4-9/16" FJ Primed Poplar		32.00
4-5/8" to 6-9/16" FJ Primed Poplar		95.00
4-9/16" Oak Veneer Jamb		11.00
4-9/16" Birch Veneer Jamb		9.00
4-9/16" Poplar Veneer Jamb		6.00
4-9/16" Maple Veneer Jamb		15.00
4-9/16" Solid Poplar		46.00
<b>Colored Hinges</b>		<b>6/8</b>
per Door For Double Doors x 2		6.00
<b>Misc. Adders</b>		
HC / Pnl Cut in Width or Hgt per Cut		45.00
SC Cut Down in Width or Hgt per Cut		60.00
Door Prepped for MaC Spec		20.00
Door Prepped Non-Standard Spec		40.00
Shoe/Stop Applied on Bi-Pass or Bifold		13.00
Bi-Pass or Bifold Jamb Set-up		11.00

Prefinishing Adders:		6/8
Hollow Core Slab		52.00
Hollow Core Bifold - 2 DR		64.00
Hollow Core Bifold - 4 DR		128.00
Solid Core Slab		78.00
<b>Prefinishing Prehung Adders:</b>		<b>6/8</b>
Hollow Core - Single		78.00
Hollow Core - Double/Bi-Pass		144.00
Solid Core - Single		96.00
Solid Core - Double/Bi-Pass		186.00
Hollow Core Bifold - 2 Door		90.00
Hollow Core Bifold - 4 Door		180.00

Cased Openings		1/0 - 6/0
4-9/16" Primed		46.00
4-9/16" Oak Veneer		57.00
4-9/16" Birch Veneer		55.00

For additional options see page 4.

**Pre-Hung Units Include:** 4-9/16" Primed Jamb with Primed Colonial Stop.(Casing NOT Included)

1-1/2 Pair (3) Zinc Dichromate Hinges **Note:** 8/0 Doors will have 4 hinges.

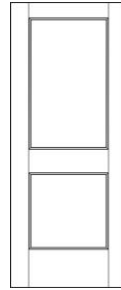
2-3/4" Backset with 1" Edge Bore (Prepared for Drive Latch)

Slab Doors are 3/16" Undersized and Beveled 2 sides

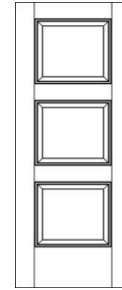
**\*\*W/BC** = Ball Catch

**\*W/AST** = With Primed Astragal and Top Flush Bolt





Logan (Log)



Livingston (Liv)

Size	Hollow Core		Solid Core		Solid Core	
	1-3/8" Slab 7/0	1-3/8" Pre-Hung 7/0	1-3/8" Slab 7/0	1-3/8" Pre-Hung 7/0	1-3/4" Slab 7/0	1-3/4" Pre-Hung 7/0
1/0	183.00	262.00	274.00	353.00	313.00	392.00
1/2	183.00	262.00	274.00	353.00	313.00	392.00
1/3	183.00	262.00	274.00	353.00	313.00	392.00
1/4	183.00	262.00	274.00	353.00	313.00	392.00
1/6	183.00	262.00	274.00	353.00	313.00	392.00
1/8	188.00	267.00	274.00	353.00	313.00	392.00
2/0	188.00	267.00	274.00	353.00	313.00	392.00
2/2	199.00	278.00	295.00	374.00	334.00	413.00
2/4	199.00	278.00	295.00	374.00	334.00	413.00
2/6	199.00	278.00	295.00	374.00	334.00	413.00
2/8	203.00	282.00	307.00	386.00	346.00	425.00
2/10	211.00	290.00	318.00	397.00	358.00	437.00
3/0	211.00	290.00	318.00	397.00	358.00	437.00
<b>Double Doors</b>	<b>B/C</b>	<b>AST</b>	<b>B/C</b>	<b>AST</b>	<b>B/C</b>	<b>AST</b>
3/0	502.00	542.00	684.00	724.00	762.00	802.00
4/0	512.00	552.00	684.00	724.00	762.00	802.00
5/0	534.00	574.00	726.00	766.00	804.00	844.00
6/0	558.00	598.00	772.00	812.00	852.00	892.00
<b>Bifolds</b>	<b>Slabs</b>	<b>PH/KD</b>				
2/0	242.00	311.00				
2/6	242.00	311.00				
3/0	242.00	311.00				
4/0	484.00	553.00				
5/0	484.00	553.00				
6/0	484.00	553.00				
<b>Bi-Pass Units</b>						
4/0		487.00		659.00		737.00
5/0		509.00		701.00		779.00
6/0		533.00		747.00		827.00

From 4-9/16" Primed Jamb TO:		1/0 - 6/0
4-13/16 or 4-7/8" FJ Primed Pine		4.00
5" to 6-9/16" FJ Primed Pine		28.00
6-5/8" to 7-1/4" FJ Primed Pine		46.00
4-9/16" FJ Primed Poplar		32.00
4-5/8" to 6-9/16" FJ Primed Poplar		95.00
4-9/16" Solid Poplar		46.00
<b>Colored Hinges</b>		<b>7/0</b>
per Door	For Double Doors x 2	6.00
<b>Misc. Adders</b>		
HC / Pnl Cut in Width or Hgt per Cut		45.00
SC Cut Down in Width or Hgt per Cut		60.00
Door Prepped for MaC Spec		20.00
Door Prepped Non-Standard Spec		40.00
Shoe/Stop Applied on Bi-Pass or Bifold		13.00
Bi-Pass or Bifold Jamb Set-up		11.00

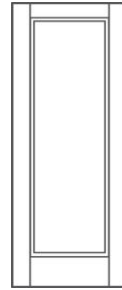
Prefinishing Adders:		7/0
Hollow Core Slab		58.00
Hollow Core Bifold - 2 DR		71.00
Hollow Core Bifold - 4 DR		141.00
Solid Core Slab		86.00
<b>Prefinishing Prehung Adders:</b>		<b>7/0</b>
Hollow Core - Single		86.00
Hollow Core - Double/Bi-Pass		159.00
Solid Core - Single		106.00
Solid Core - Double/Bi-Pass		205.00
Hollow Core Bifold - 2 Door		99.00
Hollow Core Bifold - 4 Door		198.00

For additional options see page 4.

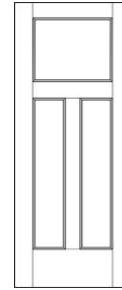
**Pre-Hung Units Include:** 4-9/16" Primed Jamb with Primed Colonial Stop.(Casing NOT Included)  
 1-1/2 Pair (3) Zinc Dichromate Hinges **Note:** 8/0 Doors will have 4 hinges.  
 2-3/4" Backset with 1" Edge Bore (Prepared for Drive Latch)  
 Slab Doors are 3/16" Undersized and Beveled 2 sides

**\*\*W/BC** = Ball Catch  
**\*W/AST** = With Primed Astragal and Top Flush Bolt

Heritage Series



Lincoln Park



Winslow

Size	Hollow Core		Solid Core		Solid Core	
	1-3/8" Slab 7/0	1-3/8" Pre-Hung 7/0	1-3/8" Slab 7/0	1-3/8" Pre-Hung 7/0	1-3/4" Slab 7/0	1-3/4" Pre-Hung 7/0
1/0	180.00	259.00	268.00	347.00	306.00	385.00
1/2	180.00	259.00	268.00	347.00	306.00	385.00
1/3	180.00	259.00	268.00	347.00	306.00	385.00
1/4	180.00	259.00	268.00	347.00	306.00	385.00
1/6	180.00	259.00	268.00	347.00	306.00	385.00
1/8	184.00	263.00	268.00	347.00	306.00	385.00
2/0	184.00	263.00	268.00	347.00	306.00	385.00
2/2	195.00	274.00	289.00	368.00	328.00	407.00
2/4	195.00	274.00	289.00	368.00	328.00	407.00
2/6	195.00	274.00	289.00	368.00	328.00	407.00
2/8	199.00	278.00	301.00	380.00	340.00	419.00
2/10	207.00	286.00	312.00	391.00	351.00	430.00
3/0	207.00	286.00	312.00	391.00	351.00	430.00
<b>Double Doors</b>	<b>B/C</b>	<b>AST</b>	<b>B/C</b>	<b>AST</b>	<b>B/C</b>	<b>AST</b>
3/0	496.00	536.00	672.00	712.00	748.00	788.00
4/0	504.00	544.00	672.00	712.00	748.00	788.00
5/0	526.00	566.00	714.00	754.00	792.00	832.00
6/0	550.00	590.00	760.00	800.00	838.00	878.00
<b>Bifolds</b>	<b>Slabs</b>	<b>PH/KD</b>				
2/0	236.00	305.00				
2/6	236.00	305.00				
3/0	236.00	305.00				
4/0	472.00	541.00				
5/0	472.00	541.00				
6/0	472.00	541.00				
<b>Bi-Pass Units</b>						
4/0		479.00		647.00		723.00
5/0		501.00		689.00		767.00
6/0		525.00		735.00		813.00

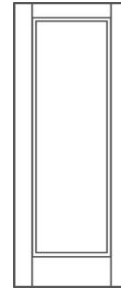
From 4-9/16" Primed Jamb TO:		1/0 - 6/0
4-13/16 or 4-7/8" FJ Primed Pine		4.00
5" to 6-9/16" FJ Primed Pine		28.00
6-5/8" to 7-1/4" FJ Primed Pine		46.00
4-9/16" FJ Primed Poplar		32.00
4-5/8" to 6-9/16" FJ Primed Poplar		95.00
4-9/16" Solid Poplar		46.00
<b>Colored Hinges</b>		<b>7/0</b>
per Door For Double Doors x 2		6.00
<b>Misc. Adders</b>		
HC / Pnl Cut in Width or Hgt per Cut		45.00
SC Cut Down in Width or Hgt per Cut		60.00
Door Prepped for MaC Spec		20.00
Door Prepped Non-Standard Spec		40.00
Shoe/Stop Applied on Bi-Pass or Bifold		13.00
Bi-Pass or Bifold Jamb Set-up		11.00

Prefinishing Adders:		7/0
Hollow Core Slab		58.00
Hollow Core Bifold - 2 DR		71.00
Hollow Core Bifold - 4 DR		141.00
Solid Core Slab		86.00
<b>Prefinishing Prehung Adders:</b>		<b>7/0</b>
Hollow Core - Single		86.00
Hollow Core - Double/Bi-Pass		159.00
Solid Core - Single		106.00
Solid Core - Double/Bi-Pass		205.00
Hollow Core Bifold - 2 Door		99.00
Hollow Core Bifold - 4 Door		198.00

For additional options see page 4.

**Pre-Hung Units Include:** 4-9/16" Primed Jamb with Primed Colonial Stop.(Casing NOT Included)  
 1-1/2 Pair (3) Zinc Dichromate Hinges **Note:** 8/0 Doors will have 4 hinges.  
 2-3/4" Backset with 1" Edge Bore (Prepared for Drive Latch)  
 Slab Doors are 3/16" Undersized and Beveled 2 sides

**\*\*W/BC** = Ball Catch  
**\*W/AST** = With Primed Astragal and Top Flush Bolt



Lincoln Park

Size	Hollow Core		Solid Core		Solid Core	
	1-3/8" Slab 8/0	1-3/8" Pre-Hung 8/0	1-3/8" Slab 8/0	1-3/8" Pre-Hung 8/0	1-3/4" Slab 8/0	1-3/4" Pre-Hung 8/0
1/0	227.00	310.00	324.00	407.00	322.00	405.00
1/2	227.00	310.00	324.00	407.00	322.00	405.00
1/3	227.00	310.00	324.00	407.00	322.00	405.00
1/4	227.00	310.00	324.00	407.00	322.00	405.00
1/6	227.00	310.00	324.00	407.00	322.00	405.00
1/8	227.00	310.00	324.00	407.00	322.00	405.00
2/0	227.00	310.00	324.00	407.00	322.00	405.00
2/2	248.00	331.00	357.00	440.00	356.00	439.00
2/4	248.00	331.00	357.00	440.00	356.00	439.00
2/6	248.00	331.00	357.00	440.00	356.00	439.00
2/8	254.00	337.00	362.00	445.00	361.00	444.00
2/10	269.00	352.00	376.00	459.00	374.00	457.00
3/0	269.00	352.00	376.00	459.00	374.00	457.00
<b>Double Doors</b>	<b>B/C</b>	<b>AST</b>	<b>B/C</b>	<b>AST</b>	<b>B/C</b>	<b>AST</b>
3/0	593.00	633.00	787.00	827.00	783.00	823.00
4/0	593.00	633.00	787.00	827.00	783.00	823.00
5/0	635.00	675.00	853.00	893.00	851.00	891.00
6/0	677.00	717.00	891.00	931.00	887.00	927.00
<b>Bifolds</b>	<b>Slabs</b>	<b>PH/KD</b>				
2/0	292.00	365.00				
2/6	292.00	365.00				
3/0	292.00	365.00				
4/0	584.00	657.00				
5/0	584.00	657.00				
6/0	584.00	657.00				
<b>Bi-Pass Units</b>						
4/0		568.00		762.00		758.00
5/0		610.00		828.00		826.00
6/0		652.00		866.00		862.00

From 4-9/16" Primed Jamb TO:		1/0 - 6/0
4-13/16 or 4-7/8" FJ Primed Pine		4.00
5" to 6-9/16" FJ Primed Pine		28.00
6-5/8" to 7-1/4" FJ Primed Pine		46.00
4-9/16" FJ Primed Poplar		32.00
4-5/8" to 6-9/16" FJ Primed Poplar		95.00
4-9/16" Solid Poplar		46.00
<b>Colored Hinges</b>		<b>8/0</b>
per Door For Double Doors x 2		8.00
<b>Misc. Adders</b>		
HC / Pnl Cut in Width or Hgt per Cut		45.00
SC Cut Down in Width or Hgt per Cut		60.00
Door Prepped for MaC Spec		20.00
Door Prepped Non-Standard Spec		40.00
Shoe/Stop Applied on Bi-Pass or Bifold		13.00
Bi-Pass or Bifold Jamb Set-up		11.00

Prefinishing Adders:	8/0
Hollow Core Slab	78.00
Hollow Core Bifold - 2 DR	96.00
Hollow Core Bifold - 4 DR	192.00
Solid Core Slab	117.00
<b>Prefinishing Prehung Adders:</b>	<b>8/0</b>
Hollow Core - Single	117.00
Hollow Core - Double/Bi-Pass	216.00
Solid Core - Single	144.00
Solid Core - Double/Bi-Pass	279.00
Hollow Core Bifold - 2 Door	135.00
Hollow Core Bifold - 4 Door	270.00

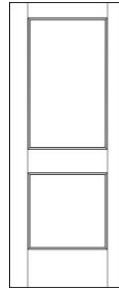
For additional options see page 4.

**Pre-Hung Units Include:** 4-9/16" Primed Jamb with Primed Colonial Stop.(Casing NOT Included)  
 1-1/2 Pair (3) Zinc Dichromate Hinges **Note:** 8/0 Doors will have 4 hinges.  
 2-3/4" Backset with 1" Edge Bore (Prepared for Drive Latch)  
 Slab Doors are 3/16" Undersized and Beveled 2 sides

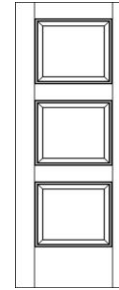
**\*\*W/BC** = Ball Catch  
**\*W/AST** = With Primed Astragal and Top Flush Bolt

Assembled Units can NOT be cancelled or returned

McMahon and Company W 213 N 16910 Industrial Dr Jackson WI 53037 Phone 1-262-677-9900 Fax 1-262-677-1200



Logan



Livingston (Liv)

Size	Hollow Core		Solid Core		Solid Core	
	1-3/8" Slab 8/0	1-3/8" Pre-Hung 8/0	1-3/8" Slab 8/0	1-3/8" Pre-Hung 8/0	1-3/4" Slab 8/0	1-3/4" Pre-Hung 8/0
1/0	231.00	314.00	330.00	413.00	329.00	412.00
1/2	231.00	314.00	330.00	413.00	329.00	412.00
1/3	231.00	314.00	330.00	413.00	329.00	412.00
1/4	231.00	314.00	330.00	413.00	329.00	412.00
1/6	231.00	314.00	330.00	413.00	329.00	412.00
1/8	231.00	314.00	330.00	413.00	329.00	412.00
2/0	231.00	314.00	330.00	413.00	329.00	412.00
2/2	253.00	336.00	364.00	447.00	363.00	446.00
2/4	253.00	336.00	364.00	447.00	363.00	446.00
2/6	253.00	336.00	364.00	447.00	363.00	446.00
2/8	259.00	342.00	370.00	453.00	368.00	451.00
2/10	273.00	356.00	383.00	466.00	381.00	464.00
3/0	273.00	356.00	383.00	466.00	381.00	464.00
<b>Double Doors</b>	<b>B/C</b>	<b>AST</b>	<b>B/C</b>	<b>AST</b>	<b>B/C</b>	<b>AST</b>
3/0	601.00	641.00	799.00	839.00	797.00	837.00
4/0	601.00	641.00	799.00	839.00	797.00	837.00
5/0	645.00	685.00	867.00	907.00	865.00	905.00
6/0	685.00	725.00	905.00	945.00	901.00	941.00
<b>Bifolds</b>	<b>Slabs</b>	<b>PH/KD</b>				
2/0	298.00	371.00				
2/6	298.00	371.00				
3/0	298.00	371.00				
4/0	596.00	669.00				
5/0	596.00	669.00				
6/0	596.00	669.00				
<b>Bi-Pass Units</b>						
4/0		576.00		774.00		772.00
5/0		620.00		842.00		840.00
6/0		660.00		880.00		876.00

From 4-9/16" Primed Jamb TO:		1/0 - 6/0
4-13/16 or 4-7/8" FJ Primed Pine		4.00
5" to 6-9/16" FJ Primed Pine		28.00
6-5/8" to 7-1/4" FJ Primed Pine		46.00
4-9/16" FJ Primed Poplar		32.00
4-5/8" to 6-9/16" FJ Primed Poplar		95.00
4-9/16" Solid Poplar		46.00
<b>Colored Hinges</b>		<b>8/0</b>
per Door	For Double Doors x 2	8.00
<b>Misc. Adders</b>		
HC / Pnl Cut in Width or Hgt per Cut		45.00
SC Cut Down in Width or Hgt per Cut		60.00
Door Prepped for MaC Spec		20.00
Door Prepped Non-Standard Spec		40.00
Shoe/Stop Applied on Bi-Pass or Bifold		13.00
Bi-Pass or Bifold Jamb Set-up		11.00

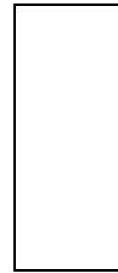
Prefinishing Adders:		8/0
Hollow Core Slab		78.00
Hollow Core Bifold - 2 DR		96.00
Hollow Core Bifold - 4 DR		192.00
Solid Core Slab		117.00
<b>Prefinishing Prehung Adders:</b>		<b>8/0</b>
Hollow Core - Single		117.00
Hollow Core - Double/Bi-Pass		216.00
Solid Core - Single		144.00
Solid Core - Double/Bi-Pass		279.00
Hollow Core Bifold - 2 Door		135.00
Hollow Core Bifold - 4 Door		270.00

For additional options see page 4.

**Pre-Hung Units Include:** 4-9/16" Primed Jamb with Primed Colonial Stop.(Casing NOT Included)  
 1-1/2 Pair (3) Zinc Dichromate Hinges **Note:** 8/0 Doors will have 4 hinges. **\*\*W/BC** = Ball Catch  
 2-3/4" Backset with 1" Edge Bore (Prepared for Drive Latch) **\*W/AST** = With Primed Astragal and Top Flush Bolt  
 Slab Doors are 3/16" Undersized and Beveled 2 sides

Assembled Units can NOT be cancelled or returned  
 McMahon and Company W 213 N 16910 Industrial Dr Jackson WI 53037 Phone 1-262-677-9900 Fax 1-262-677-1200

**Primed Flush Hardboard**



Primed Flush

Size	Hollow Core		Solid Core		Solid Core	
	1-3/8" Slab 7/0	1-3/8" Pre-Hung 7/0	1-3/8" Slab 7/0	1-3/8" Pre-Hung 7/0	1-3/4" Slab 7/0	1-3/4" Pre-Hung 7/0
1/0	95.00	174.00	180.00	259.00	188.00	267.00
1/2	95.00	174.00	180.00	259.00	188.00	267.00
1/3	95.00	174.00	180.00	259.00	188.00	267.00
1/4	95.00	174.00	180.00	259.00	188.00	267.00
1/6	95.00	174.00	180.00	259.00	188.00	267.00
1/8	101.00	180.00	180.00	259.00	188.00	267.00
2/0	101.00	180.00	180.00	259.00	188.00	267.00
2/2	102.00	181.00	186.00	265.00	194.00	273.00
2/4	102.00	181.00	186.00	265.00	194.00	273.00
2/6	105.00	184.00	197.00	276.00	205.00	284.00
2/8	111.00	190.00	203.00	282.00	211.00	290.00
2/10	116.00	195.00	209.00	288.00	216.00	295.00
3/0	116.00	195.00	209.00	288.00	216.00	295.00
<b>Double Doors</b>	<b>B/C</b>	<b>AST</b>	<b>B/C</b>	<b>AST</b>	<b>B/C</b>	<b>AST</b>
3/0	326.00	366.00	496.00	536.00	512.00	552.00
4/0	338.00	378.00	496.00	536.00	512.00	552.00
5/0	346.00	386.00	530.00	570.00	546.00	586.00
6/0	368.00	408.00	554.00	594.00	568.00	608.00
<b>Bifolds</b>	<b>Slabs</b>	<b>PH/KD</b>				
2/0	127.00	196.00				
2/6	135.00	204.00				
3/0	147.00	216.00				
4/0	254.00	323.00				
5/0	270.00	339.00				
6/0	294.00	363.00				
<b>Bi-Pass Units</b>						
4/0		313.00		471.00		487.00
5/0		321.00		505.00		521.00
6/0		343.00		529.00		543.00

From 4-9/16" Primed Jamb TO:		1/0 - 6/0
4-13/16 or 4-7/8" FJ Primed Pine		4.00
5" to 6-9/16" FJ Primed Pine		28.00
6-5/8" to 7-1/4" FJ Primed Pine		46.00
4-9/16" FJ Primed Poplar		32.00
4-5/8" to 6-9/16" FJ Primed Poplar		95.00
4-9/16" Solid Poplar		46.00

Colored Hinges		7/0
per Door	For Double Doors x 2	6.00
<b>Misc. Adders</b>		
HC / Pnl Cut in Width or Hgt per Cut		45.00
SC Cut Down in Width or Hgt per Cut		60.00
Door Prepped for MaC Spec		20.00
Door Prepped Non-Standard Spec		40.00
Shoe/Stop Applied on Bi-Pass or Bifold		13.00
Bi-Pass or Bifold Jamb Set-up		11.00

Prefinishing Adders:		7/0
Hollow Core Slab		58.00
Hollow Core Bifold - 2 DR		71.00
Hollow Core Bifold - 4 DR		141.00
Solid Core Slab		86.00
<b>Prefinishing Prehung Adders:</b>		<b>7/0</b>
Hollow Core - Single		86.00
Hollow Core - Double/Bi-Pass		159.00
Solid Core - Single		106.00
Solid Core - Double/Bi-Pass		205.00
Hollow Core Bifold - 2 Door		99.00
Hollow Core Bifold - 4 Door		198.00


For additional options see page 4.

**Pre-Hung Units Include:** 4-9/16" Primed Jamb with Primed Colonial Stop.(Casing NOT Included)  
 1-1/2 Pair (3) Zinc Dichromate Hinges **Note:** 8/0 Doors will have 4 hinges. **\*\*W/BC** = Ball Catch  
 2-3/4" Backset with 1" Edge Bore (Prepared for Drive Latch) **\*W/AST** = With Primed Astragal and  
 Slab Doors are 3/16" Undersized and Beveled 1 side **Top Flush Bolt**

Assembled Units can NOT be cancelled or returned

McMahon and Company W 213 N 16910 Industrial Dr Jackson WI 53037 Phone 1-262-677-9900 Fax 1-262-677-1200

**Primed Flush Hardboard**



Primed Flush

Size	Hollow Core		Solid Core		Solid Core	
	1-3/8" Slab 8/0	1-3/8" Pre-Hung 8/0	1-3/8" Slab 8/0	1-3/8" Pre-Hung 8/0	1-3/4" Slab 8/0	1-3/4" Pre-Hung 8/0
1/0	147.00	230.00	216.00	299.00	224.00	307.00
1/2	147.00	230.00	216.00	299.00	224.00	307.00
1/3	147.00	230.00	216.00	299.00	224.00	307.00
1/4	147.00	230.00	216.00	299.00	224.00	307.00
1/6	147.00	230.00	216.00	299.00	224.00	307.00
1/8	153.00	236.00	216.00	299.00	224.00	307.00
2/0	153.00	236.00	216.00	299.00	224.00	307.00
2/2	154.00	237.00	222.00	305.00	230.00	313.00
2/4	154.00	237.00	222.00	305.00	230.00	313.00
2/6	157.00	240.00	234.00	317.00	241.00	324.00
2/8	162.00	245.00	239.00	322.00	247.00	330.00
2/10	168.00	251.00	245.00	328.00	253.00	336.00
3/0	168.00	251.00	245.00	328.00	253.00	336.00
<b>Double Doors</b>	<b>B/C</b>	<b>AST</b>	<b>B/C</b>	<b>AST</b>	<b>B/C</b>	<b>AST</b>
3/0	433.00	473.00	571.00	611.00	587.00	627.00
4/0	445.00	485.00	571.00	611.00	587.00	627.00
5/0	453.00	493.00	607.00	647.00	621.00	661.00
6/0	475.00	515.00	629.00	669.00	645.00	685.00
<b>Bifolds</b>	<b>Slabs</b>	<b>PH/KD</b>				
2/0	204.00	277.00				
2/6	220.00	293.00				
3/0	242.00	315.00				
4/0	408.00	481.00				
5/0	440.00	513.00				
6/0	484.00	557.00				
<b>Bi-Pass Units</b>						
4/0		420.00		546.00		562.00
5/0		428.00		582.00		596.00
6/0		450.00		604.00		620.00

From 4-9/16" Primed Jamb TO:		1/0 - 6/0
4-13/16 or 4-7/8" FJ Primed Pine		4.00
5" to 6-9/16" FJ Primed Pine		28.00
6-5/8" to 7-1/4" FJ Primed Pine		46.00
4-9/16" FJ Primed Poplar		32.00
4-5/8" to 6-9/16" FJ Primed Poplar		95.00
4-9/16" Solid Poplar		46.00

Colored Hinges		8/0
per Door	For Double Doors x 2	8.00
<b>Misc. Adders</b>		
HC / Pnl Cut in Width or Hgt per Cut		45.00
SC Cut Down in Width or Hgt per Cut		60.00
Door Prepped for MaC Spec		20.00
Door Prepped Non-Standard Spec		40.00
Shoe/Stop Applied on Bi-Pass or Bifold		13.00
Bi-Pass or Bifold Jamb Set-up		11.00

Prefinishing Adders:		8/0
Hollow Core Slab		78.00
Hollow Core Bifold - 2 DR		96.00
Hollow Core Bifold - 4 DR		192.00
Solid Core Slab		117.00
<b>Prefinishing Prehung Adders:</b>		<b>8/0</b>
Hollow Core - Single		117.00
Hollow Core - Double/Bi-Pass		216.00
Solid Core - Single		144.00
Solid Core - Double/Bi-Pass		279.00
Hollow Core Bifold - 2 Door		135.00
Hollow Core Bifold - 4 Door		270.00

For additional options see page 4.

**Pre-Hung Units Include:** 4-9/16" Primed Jamb with Primed Colonial Stop.(Casing NOT Included)  
 1-1/2 Pair (3) Zinc Dichromate Hinges **Note:** 8/0 Doors will have 4 hinges. **\*\*W/BC** = Ball Catch  
 2-3/4" Backset with 1" Edge Bore (Prepared for Drive Latch) **\*W/AST** = With Primed Astragal and Top Flush Bolt  
 Slab Doors are 3/16" Undersized and Beveled 1 side

Assembled Units can NOT be cancelled or returned

McMahon and Company W 213 N 16910 Industrial Dr Jackson WI 53037 Phone 1-262-677-9900 Fax 1-262-677-1200

**Prefinished HC Chesapeake Flush Legacy**



**Chesapeake**

Size	1-3/8" Slab 6/8	1-3/8" Pre-Hung 6/8
1/0	91.00	172.00
1/2	91.00	172.00
1/3	91.00	172.00
1/4	91.00	172.00
1/6	91.00	172.00
1/8	99.00	180.00
2/0	99.00	180.00
2/2	104.00	185.00
2/4	104.00	185.00
2/6	104.00	185.00
2/8	106.00	187.00
2/10	113.00	194.00
3/0	113.00	194.00
<b>Double Doors</b>	<b>B/C</b>	<b>AST</b>
3/0	313.00	403.00
4/0	329.00	419.00
5/0	339.00	429.00
6/0	357.00	447.00
<b>Bifolds</b>	<b>Slabs</b>	<b>PH/KD</b>
2/0	133.00	204.00
2/6	146.00	217.00
3/0	160.00	231.00
4/0	240.00	311.00
5/0	266.00	337.00
6/0	291.00	362.00
<b>Bi-Pass Units</b>		
4/0		299.00
5/0		309.00
6/0		327.00

<b>Jamb Adder</b>		1/0 - 6/0
4-13/16" Legacy Jamb		12.00
2 PC Split Jamb 4-9/16" to 6-9/16"		62.00
<b>Colored Hinges</b>		<b>6/8</b>
per Door For Double Doors x 2		6.00
<b>Misc. Adders</b>		
Cutdown HC Door		45.00
Door Prepped for <b>MaC</b> Spec		20.00
Door Prepped Non-Standard Spec		40.00

<b>Cased Openings</b>		1/0 - 6/0
4-9/16" Lite Oak Leg.		66.00

<b>Casing Option</b>	per side	
	1/0 - 3/0	3/1 - 6/0
#356 Lt Oak Legacy	24.00	28.00
U'd or Mitered & Loose		
Applied One Side	5.00	5.00

**Pre-Hung Units Include:** 4-9/16" Lite Oak Legacy Jamb with R.E. Lite Oak Legacy Stop. (Casing NOT Included)  
 1-1/2 Pair (3) Zinc Dichromate Hinges      \*\*W/BC = Ball Catch  
 2-3/4" Backset with 1" Edge Bore (Prepared for Drive Latch)      \*W/AST = With PF Oak (Royal) Astragal and  
 Slab Doors are 3/16" Undersized and Beveled 1 side      Top Flush Bolt

Assembled Units can NOT be cancelled or returned

McMahon and Company W 213 N 16910 Industrial Dr Jackson WI 53037 Phone 1-262-677-9900 Fax 1-262-677-1200

# 6 Pine Panel

**Odd Sizes Available:  
Contact Customer Service  
for Pricing**



**Double Hip  
Solid Panel  
6 Panel**

Pine Size	1-3/8" Slab 6/8	1-3/8" Pre-Hung 6/8
1/0		
1/2		
1/3		
1/4		
1/6	167.00	251.00
1/8		
1/10		
2/0	191.00	275.00
2/2		
2/4	210.00	294.00
2/6	214.00	298.00
2/8	232.00	316.00
2/10		
3/0	245.00	329.00
<b>Double Doors</b>	<b>B/C</b>	<b>AST</b>
3/0	471.00	501.00
4/0	519.00	549.00
5/0	565.00	595.00
6/0	627.00	657.00
<b>Bifolds</b>	<b>Slabs</b>	<b>PH/KD</b>
2/0	297.00	351.00
2/6	341.00	395.00
3/0	396.00	450.00
4/0	594.00	648.00
5/0	682.00	736.00
6/0	792.00	846.00
<b>Bi-Pass Units</b>		
4/0		471.00
5/0		517.00
6/0		579.00

From 4-9/16" Pine Veneer TO:	1/0 - 6/0
4-13/16" Pine Veneer Wrapped	13.00
4-9/16" Solid Pine	26.00
2 PC Split From 4-9/16" to 6-9/16"	62.00
4-9/16" Oak Veneer Jamb	3.00
4-9/16" Birch Veneer Jamb	1.00
4-9/16" Poplar Veneer Jamb	(2.00)
4-9/16" Maple Veneer Jamb	7.00
4-9/16" FJ Primed Pine	(8.00)
4-13/16" or 4-7/8" FJ Primed Pine	(4.00)
5" to 6-9/16" FJ Primed Pine	20.00
6-5/8" to 7-1/4" FJ Primed Pine	38.00
<b>Colored Hinges</b>	<b>6/8</b>
per Door For Double Doors x 2	6.00
<b>Misc. Adders</b>	
HC / Pnl Cut in Width or Hgt per Cut	45.00
Door Prepped for MaC Spec	20.00
Door Prepped Non-Standard Spec	40.00
Shoe/Stop Applied on Bi-Pass or Bifold	13.00
Bi-Pass or Bifold Jamb Set-up	11.00

Prefinishing Adders:	6/8
Panel Slab	90.00
Panel Bifold - 2 DR	82.00
Panel Bifold - 4 DR	164.00
<b>Prefinishing Prehung Adders:</b>	<b>6/8</b>
Panel - Single	111.00
Panel - Double/Bi-Pass	208.00
Panel - Double w/ Astragal	221.00
Panel PH Bifold - 2 DR	105.00
Panel PH Bifold - 4 DR	209.00

Cased Openings	1/0 - 6/0
4-9/16" Primed	46.00
4-9/16" Oak Veneer	57.00
4-9/16" Birch Veneer	55.00
4-9/16" Pine Veneer	54.00

**For additional options see page 4.**

**Pre-Hung Units Include:** 4-9/16" Pine Veneer Jamb with Pine Colonial Stop.(Casing NOT Included)  
 1-1/2 Pair (3) Zinc Dichromate Hinges  
 2-3/4" Backset with 1" Edge Bore (Prepared for Drive Latch)  
 Slab Doors are Full and Square, (Pre-Hung Doors Beveled)

\*\*W/BC = Ball Catch  
 \*W/AST = With Pine Astragal and Top Flush Bolt

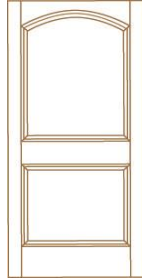
Assembled Units can NOT be cancelled or returned

McMahon and Company W 213 N 16910 Industrial Dr Jackson WI 53037 Phone 1-262-677-9900 Fax 1-262-677-1200



# Red Oak

**Shaded Area Special Order**  
**Allow 10 - 15 Business Days to Ship Unfinished**  
**Allow 20 Business Days to Ship Prefinished**



#802



6 Panel

Oak Size	1-3/8" Slab 6/8	1-3/8" Pre-Hung 6/8	1-3/8" Slab 6/8	1-3/8" Pre-Hung 6/8
1/0	267.00	354.00	244.00	331.00
1/2	267.00	354.00	244.00	331.00
1/3	267.00	354.00	244.00	331.00
1/4	267.00	354.00	244.00	331.00
1/6	267.00	354.00	244.00	331.00
1/8	294.00	381.00	268.00	355.00
1/10	294.00	381.00	268.00	355.00
2/0	300.00	387.00	274.00	361.00
2/2	300.00	387.00	274.00	361.00
2/4	300.00	387.00	274.00	361.00
2/6	300.00	387.00	274.00	361.00
2/8	314.00	401.00	287.00	374.00
2/10	323.00	410.00	295.00	382.00
3/0	323.00	410.00	295.00	382.00
<b>Double Doors</b>	<b>B/C</b>	<b>AST</b>	<b>B/C</b>	<b>AST</b>
3/0	683.00	741.00	637.00	695.00
4/0	749.00	807.00	697.00	755.00
5/0	749.00	807.00	697.00	755.00
6/0	795.00	853.00	739.00	797.00
<b>Bifolds</b>	<b>Slabs</b>	<b>PH/KD</b>	<b>Slabs</b>	<b>PH/KD</b>
2/0	361.00	418.00	330.00	387.00
2/6	390.00	447.00	356.00	413.00
3/0	419.00	476.00	383.00	440.00
4/0	721.00	778.00	659.00	716.00
5/0	780.00	837.00	712.00	769.00
6/0	838.00	895.00	765.00	822.00
<b>Bi-Pass Units</b>				
4/0		692.00		640.00
5/0		692.00		640.00
6/0		738.00		682.00

From 4-9/16" Oak Veneer TO:	1/0 - 6/0
4-5/8" Oak Wood Edge	10.00
4-13/16" Oak Wrapped	10.00
5-1/4" Oak Wrapped	16.00
6-9/16" Oak Wrapped	33.00
7-1/2" Oak Trimmable ( to 5-3/8")	140.00
4-9/16" Oak Veneer - Wood Core	40.00
4-9/16" Solid Oak	85.00
2 PC Split From 4-9/16" to 6-9/16"	62.00
4-9/16" FJ Primed Pine	(11.00)
5" to 6-9/16" FJ Primed Pine	17.00
<b>Colored Hinges</b>	<b>6/8</b>
per Door For Double Doors x 2	6.00
<b>Misc. Adders</b>	
HC / Pnl Cut in Width or Hgt per Cut	45.00
Door Prepped for MaC Spec	20.00
Door Prepped Non-Standard Spec	40.00
Shoe/Stop Applied on Bi-Pass or Bifold	13.00
Bi-Pass or Bifold Jamb Set-up	11.00

Prefinishing Adders:	
Panel Slab	90.00
Panel Bifold - 2 DR	82.00
Panel Bifold - 4 DR	164.00
Prefinishing Prehung Adders:	
Panel - Single	111.00
Panel - Double/Bi-Pass	208.00
Panel - Double w/ Astragal	221.00
Panel PH Bifold - 2 DR	105.00
Panel PH Bifold - 4 DR	209.00

Cased Openings		1/0 - 6/0
4-9/16" Primed		46.00
4-9/16" Oak Veneer		57.00
4-9/16" Birch Veneer		55.00

For additional options see page 4.

**Pre-Hung Units Include:** 4-9/16" Oak Veneer Jamb with 1-1/4" Oak Colonial Stop. (Casing NOT Included)  
 1-1/2 Pair (3) Zinc Dichromate Bearing Hinges  
 2-3/4" Backset with 1" Edge Bore (Prepared for Drive Latch)  
 Slab Doors are 3/16" Under and Square, (Pre-Hung Doors Beveled)

\*\*W/BC = Ball Catch  
 \*W/AST = With Oak Astragal and Top Flush Bolt

Assembled Units can NOT be cancelled or returned

McMahon and Company W 213 N 16910 Industrial Dr Jackson WI 53037 Phone 1-262-677-9900 Fax 1-262-677-1200

**Allow 10 - 15 Business Days to Ship Unfinished  
Allow 20 Business Days to Ship Prefinished**



#4102 FP



#4103T FP



#106

Oak Size	1-3/8" Slab 6/8	1-3/8" Pre-Hung 6/8	1-3/8" Slab 6/8	1-3/8" Pre-Hung 6/8	1-3/8" Slab 6/8	1-3/8" Pre-Hung 6/8
1/0			244.00	331.00	244.00	331.00
1/2						
1/3			244.00	331.00		
1/4			244.00	331.00		
1/6	244.00	331.00	244.00	331.00	244.00	331.00
1/8	268.00	355.00	268.00	355.00	268.00	355.00
1/10	268.00	355.00	268.00	355.00	268.00	355.00
2/0	274.00	361.00	274.00	361.00	274.00	361.00
2/2	274.00	361.00	274.00	361.00	274.00	361.00
2/4	274.00	361.00	274.00	361.00	274.00	361.00
2/6	274.00	361.00	274.00	361.00	274.00	361.00
2/8	287.00	374.00	287.00	374.00	287.00	374.00
2/10	295.00	382.00	295.00	382.00	295.00	382.00
3/0	295.00	382.00	295.00	382.00	295.00	382.00
<b>Double Doors</b>	<b>B/C</b>	<b>AST</b>	<b>B/C</b>	<b>AST</b>	<b>B/C</b>	<b>AST</b>
3/0	637.00	695.00	637.00	695.00	637.00	695.00
4/0	697.00	755.00	697.00	755.00	697.00	755.00
5/0	697.00	755.00	697.00	755.00	697.00	755.00
6/0	739.00	797.00	739.00	797.00	739.00	797.00
<b>Bifolds</b>	<b>Slabs</b>	<b>PH/KD</b>	<b>Slabs</b>	<b>PH/KD</b>	<b>Slabs</b>	<b>PH/KD</b>
2/0	330.00	387.00	330.00	387.00	330.00	387.00
2/6	356.00	413.00	356.00	413.00	356.00	413.00
3/0	383.00	440.00	383.00	440.00	383.00	440.00
4/0	659.00	716.00	659.00	716.00	659.00	716.00
5/0	712.00	769.00	712.00	769.00	712.00	769.00
6/0	765.00	822.00	765.00	822.00	765.00	822.00
<b>Bi-Pass Units</b>						
4/0		640.00		640.00		640.00
5/0		640.00		640.00		640.00
6/0		682.00		682.00		682.00

From 4-9/16" Oak Veneer TO:	1/0 - 6/0
4-5/8" Oak Wood Edge	10.00
4-13/16" Oak Wrapped	10.00
5-1/4" Oak Wrapped	16.00
6-9/16" Oak Wrapped	33.00
7-1/2" Oak Trimmable ( to 5-3/8")	140.00
4-9/16" Oak Veneer - Wood Core	40.00
4-9/16" Solid Oak	85.00
2 PC Split From 4-9/16" to 6-9/16"	62.00
4-9/16" FJ Primed Pine	(11.00)
5" to 6-9/16" FJ Primed Pine	17.00
<b>Colored Hinges</b>	<b>6/8</b>
per Door For Double Doors x 2	6.00
<b>Misc. Adders</b>	
HC / Pnl Cut in Width or Hgt per Cut	45.00
Door Prepped for MaC Spec	20.00
Door Prepped Non-Standard Spec	40.00
Shoe/Stop Applied on Bi-Pass or Bifold	13.00
Bi-Pass or Bifold Jamb Set-up	11.00

Prefinishing Adders:	
Panel Slab	90.00
Panel Bifold - 2 DR	82.00
Panel Bifold - 4 DR	164.00
<b>Prefinishing Prehung Adders:</b>	
Panel - Single	111.00
Panel - Double/Bi-Pass	208.00
Panel - Double w/ Astragal	221.00
Panel PH Bifold - 2 DR	105.00
Panel PH Bifold - 4 DR	209.00

Cased Openings		1/0 - 6/0
4-9/16" Primed		46.00
4-9/16" Oak Veneer		57.00
4-9/16" Birch Veneer		55.00

**For additional options see page 4.**

**Pre-Hung Units Include:** 4-9/16" Oak Veneer Jamb with 1-1/4" Oak Colonial Stop. (Casing NOT Included)  
 1-1/2 Pair (3) Zinc Dichromate Bearing Hinges  
 2-3/4" Backset with 1" Edge Bore (Prepared for Drive Latch)  
 Slab Doors are 3/16" Under and Square, (Pre-Hung Doors Beveled)

\*\*W/BC = Ball Catch  
 \*W/AST = With Oak Astragal and Top Flush Bolt

Assembled Units can NOT be cancelled or returned

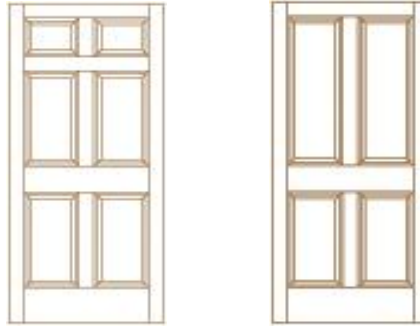
McMahon and Company W 213 N 16910 Industrial Dr Jackson WI 53037 Phone 1-262-677-9900 Fax 1-262-677-1200

# Hard Maple

## Maple Stile and Rail

**Shaded Area Special Order**

**Allow 10 - 15 Business Days to Ship Unfinished**  
**Allow 20 Business Days to Ship Prefinished**



Maple Size	6 Panel		#106 RP	
	1-3/8" Slab 6/8	1-3/8" Pre-Hung 6/8	1-3/8" Slab 6/8	1-3/8" Pre-Hung 6/8
1/0	300.00	391.00		
1/2	300.00	391.00		
1/3	300.00	391.00		
1/4	300.00	391.00		
1/6	300.00	391.00	300.00	391.00
1/8	330.00	421.00		
1/10	330.00	421.00		
2/0	336.00	427.00	336.00	427.00
2/2	336.00	427.00		
2/4	336.00	427.00	336.00	427.00
2/6	336.00	427.00	336.00	427.00
2/8	353.00	444.00	353.00	444.00
2/10	362.00	453.00		
3/0	362.00	453.00	362.00	453.00
<b>Double Doors</b>	<b>B/C</b>	<b>AST</b>	<b>B/C</b>	<b>AST</b>
3/0	753.00	811.00	753.00	811.00
4/0	825.00	883.00	825.00	883.00
5/0	825.00	883.00	825.00	883.00
6/0	877.00	935.00	877.00	935.00
<b>Bifolds</b>	<b>Slabs</b>	<b>PH/KD</b>	<b>Slabs</b>	<b>PH/KD</b>
2/0	405.00	466.00	405.00	466.00
2/6	438.00	499.00	438.00	499.00
3/0	471.00	532.00	471.00	532.00
4/0	810.00	871.00	810.00	871.00
5/0	875.00	936.00	875.00	936.00
6/0	941.00	1002.00	941.00	1002.00
<b>Bi-Pass Units</b>				
4/0		768.00		768.00
5/0		768.00		768.00
6/0		820.00		820.00

From 4-9/16" Maple Veneer TO:	1/0 - 6/0	
4-5/8" Maple Wood Edge	12.00	
4-13/16" Maple Wrapped	12.00	
6-9/16" Maple Wrapped	42.00	
4-11/16" - 6-1/2" Split Maple Jamb	62.00	
4-9/16" Solid Maple	137.00	
4-9/16" FJ Primed Pine	(15.00)	
4-13/16" FJ Primed Pine	(11.00)	
5" to 6-9/16" FJ Primed Pine	13.00	
<b>Colored Hinges</b>	<b>6/8</b>	
per Door For Double Doors x 2		6.00
<b>Misc. Adders</b>		
HC / Pnl Cut in Width or Hgt per Cut		45.00
Door Prepped for MaC Spec		20.00
Door Prepped Non-Standard Spec		40.00
Shoe/Stop Applied on Bi-Pass or Bifold		13.00
Bi-Pass or Bifold Jamb Set-up		11.00

Prefinishing Adders:	
Panel Slab	90.00
Panel Bifold - 2 DR	82.00
Panel Bifold - 4 DR	164.00
<b>Prefinishing Prehung Adders:</b>	
Panel - Single	111.00
Panel - Double/Bi-Pass	208.00
Panel - Double w/ Astragal	221.00
Panel PH Bifold - 2 DR	105.00
Panel PH Bifold - 4 DR	209.00

Cased Openings		1/0 - 6/0
4-9/16" Primed		46.00
4-9/16" Oak Veneer		57.00
4-9/16" Birch Veneer		55.00

For additional options see page 4.

**Pre-Hung Units Include:** 4-9/16" Maple Veneer Jamb with 1-1/4" Maple Colonial Stop.(Casing NOT Included)  
1-1/2 Pair (3) Zinc Dichromate Bearing Hinges  
2-3/4" Backset with 1" Edge Bore (Prepared for Drive Latch)  
Slab Doors are 3/16" Under and Square, (Pre-Hung Doors Beveled)

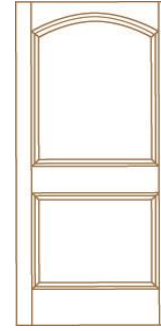
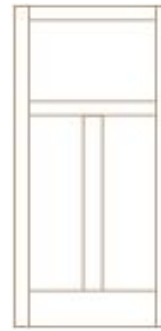
\*\*W/BC = Ball Catch  
\*W/AST = With Maple Astragal Top Flush Bolt

Assembled Units can NOT be cancelled or returned

McMahon and Company W 213 N 16910 Industrial Dr Jackson WI 53037 Phone 1-262-677-9900 Fax 1-262-677-1200

## Maple Stile and Rail

**Allow 10 - 15 Business Days to Ship Unfinished**  
**Allow 20 Business Days to Ship Prefinished**



Maple Size	#4102 FP		#4103T FP		#802 RP	
	1-3/8" Slab 6/8	1-3/8" Pre-Hung 6/8	1-3/8" Slab 6/8	1-3/8" Pre-Hung 6/8	1-3/8" Slab 6/8	1-3/8" Pre-Hung 6/8
1/0					320.00	411.00
1/2						
1/3					320.00	411.00
1/4			300.00	391.00	320.00	411.00
1/6	300.00	391.00	300.00	391.00	320.00	411.00
1/8	330.00	421.00	330.00	421.00	351.00	442.00
1/10	330.00	421.00	330.00	421.00	351.00	442.00
2/0	336.00	427.00	336.00	427.00	358.00	449.00
2/2	336.00	427.00	336.00	427.00	358.00	449.00
2/4	336.00	427.00	336.00	427.00	358.00	449.00
2/6	336.00	427.00	336.00	427.00	358.00	449.00
2/8	353.00	444.00	353.00	444.00	375.00	466.00
2/10	362.00	453.00	362.00	453.00	386.00	477.00
3/0	362.00	453.00	362.00	453.00	386.00	477.00
<b>Double Doors</b>	<b>B/C</b>	<b>AST</b>	<b>B/C</b>	<b>AST</b>	<b>B/C</b>	<b>AST</b>
3/0	753.00	811.00	753.00	811.00	793.00	851.00
4/0	825.00	883.00	825.00	883.00	869.00	927.00
5/0	825.00	883.00	825.00	883.00	869.00	927.00
6/0	877.00	935.00	877.00	935.00	925.00	983.00
<b>Bifolds</b>	<b>Slabs</b>	<b>PH/KD</b>	<b>Slabs</b>	<b>PH/KD</b>	<b>Slabs</b>	<b>PH/KD</b>
2/0	405.00	466.00	405.00	466.00	431.00	492.00
2/6	438.00	499.00	438.00	499.00	466.00	527.00
3/0	471.00	532.00	471.00	532.00	501.00	562.00
4/0	810.00	871.00	810.00	871.00	862.00	923.00
5/0	875.00	936.00	875.00	936.00	932.00	993.00
6/0	941.00	1002.00	941.00	1002.00	1001.00	1062.00
<b>Bi-Pass Units</b>						
4/0		768.00		768.00		812.00
5/0		768.00		768.00		812.00
6/0		820.00		820.00		868.00

From 4-9/16" Maple Veneer TO:	1/0 - 6/0
4-5/8" Maple Wood Edge	12.00
4-13/16" Maple Wrapped	12.00
6-9/16" Maple Wrapped	42.00
4-11/16" - 6-1/2" Split Maple Jamb	62.00
4-9/16" Solid Maple	137.00
4-9/16" FJ Primed Pine	(15.00)
4-13/16" FJ Primed Pine	(11.00)
5" to 6-9/16" FJ Primed Pine	13.00
<b>Colored Hinges</b>	<b>6/8</b>
per Door For Double Doors x 2	6.00
<b>Misc. Adders</b>	
HC / Pnl Cut in Width or Hgt per Cut	45.00
Door Prepped for MaC Spec	20.00
Door Prepped Non-Standard Spec	40.00
Shoe/Stop Applied on Bi-Pass or Bifold	13.00
Bi-Pass or Bifold Jamb Set-up	11.00

Prefinishing Adders:	
Panel Slab	90.00
Panel Bifold - 2 DR	82.00
Panel Bifold - 4 DR	164.00
<b>Prefinishing Prehung Adders:</b>	
Panel - Single	111.00
Panel - Double/Bi-Pass	208.00
Panel - Double w/ Astragal	221.00
Panel PH Bifold - 2 DR	105.00
Panel PH Bifold - 4 DR	209.00

Cased Openings		1/0 - 6/0
4-9/16" Primed		46.00
4-9/16" Oak Veneer		57.00
4-9/16" Birch Veneer		55.00

**For additional options see page 4.**

**Pre-Hung Units Include:** 4-9/16" Maple Veneer Jamb with 1-1/4" Maple Colonial Stop. (Casing NOT Included)  
 1-1/2 Pair (3) Zinc Dichromate Bearing Hinges **\*\*W/BC** = Ball Catch  
 2-3/4" Backset with 1" Edge Bore (Prepared for Drive Latch) **\*W/AST** = With Maple Astragal  
 Slab Doors are 3/16" Under and Square, (Pre-Hung Doors Beveled) Top Flush Bolt

Assembled Units can NOT be cancelled or returned

McMahon and Company W 213 N 16910 Industrial Dr Jackson WI 53037 Phone 1-262-677-9900 Fax 1-262-677-1200



McMahon and Company  
Wholesale Distributors

# Stain Grade Poplar

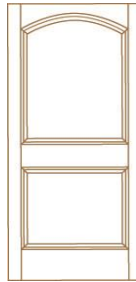
Allow 10 Working Days

**Shaded Area Special Order**

**Allow 10 - 15 Business Days to Ship Unfinished**  
**Allow 20 Business Days to Ship Prefinished**



#102 RP



#802 RP



#4102



6 Panel

Poplar Size	1-3/8" Slab 6/8	1-3/8" Pre-Hung 6/8	1-3/8" Slab 6/8	1-3/8" Pre-Hung 6/8	1-3/8" Slab 6/8	1-3/8" Pre-Hung 6/8	1-3/8" Slab 6/8	1-3/8" Pre-Hung 6/8
1/0			250.00	332.00			238.00	320.00
1/2							238.00	320.00
1/3			250.00	332.00			238.00	320.00
1/4			250.00	332.00			238.00	320.00
1/6	224.00	306.00	250.00	332.00	244.00	326.00	238.00	320.00
1/8			275.00	357.00			261.00	343.00
1/10			275.00	357.00			261.00	343.00
2/0	287.00	369.00	281.00	363.00	274.00	356.00	266.00	348.00
2/2			281.00	363.00			266.00	348.00
2/4	287.00	369.00	281.00	363.00	274.00	356.00	266.00	348.00
2/6	287.00	369.00	281.00	363.00	274.00	356.00	266.00	348.00
2/8	300.00	382.00	294.00	376.00	287.00	369.00	279.00	361.00
2/10	309.00	391.00	302.00	384.00			287.00	369.00
3/0	309.00	391.00	302.00	384.00	295.00	377.00	287.00	369.00
<b>Double Doors</b>	<b>B/C</b>	<b>AST</b>	<b>B/C</b>	<b>AST</b>	<b>B/C</b>	<b>AST</b>	<b>B/C</b>	<b>AST</b>
3/0	592.00	650.00	644.00	702.00	632.00	690.00	620.00	678.00
4/0	718.00	776.00	706.00	764.00	692.00	750.00	676.00	734.00
5/0	718.00	776.00	706.00	764.00	692.00	750.00	676.00	734.00
6/0	762.00	820.00	748.00	806.00	734.00	792.00	718.00	776.00
<b>Bifolds</b>	<b>Slabs</b>	<b>PH/KD</b>	<b>Slabs</b>	<b>PH/KD</b>	<b>Slabs</b>	<b>PH/KD</b>	<b>Slabs</b>	<b>PH/KD</b>
2/0	321.00	373.00	338.00	390.00	348.00	400.00	321.00	373.00
2/6	347.00	399.00	365.00	417.00	376.00	428.00	347.00	399.00
3/0	373.00	425.00	393.00	445.00	404.00	456.00	373.00	425.00
4/0	642.00	694.00	676.00	728.00	696.00	748.00	642.00	694.00
5/0	694.00	746.00	730.00	782.00	752.00	804.00	694.00	746.00
6/0	746.00	798.00	786.00	838.00	808.00	860.00	746.00	798.00
<b>Bi-Pass Units</b>								
4/0		661.00		649.00		635.00		619.00
5/0		661.00		649.00		635.00		619.00
6/0		705.00		691.00		677.00		661.00

From 4-9/16" Poplar Veneer TO:	1/0 - 6/0
4-5/8" Poplar Wood Edge	11.00
4-13/16" Poplar Wrapped	13.00
4-9/16" Poplar Solid	40.00
4-13/16" Poplar Solid	46.00
6-9/16" Poplar Solid	95.00
6-9/16" Split Poplar Ven. Jamb	62.00
4-9/16" FJ Primed	(6.00)
4-13/16" - 4-7/8" FJ Primed	(2.00)
<b>Colored Hinges</b>	<b>6/8</b>
per Door For Double Doors x 2	6.00
<b>Misc. Adders</b>	
HC / Pnl Cut in Width or Hgt per Cut	45.00
Door Prepped for <b>MaC</b> Spec	20.00
Door Prepped Non-Standard Spec	40.00
Shoe/Stop Applied on Bi-Pass or Bifold	13.00
Bi-Pass or Bifold Jamb Set-up	11.00

Prefinishing Adders:	
Panel Slab	90.00
Panel Bifold - 2 DR	82.00
Panel Bifold - 4 DR	164.00

Prefinishing Prehung Adders:	
Panel - Single	111.00
Panel - Double/Bi-Pass	208.00
Panel - Double w/ Astragal	221.00
Panel PH Bifold - 2 DR	105.00
Panel PH Bifold - 4 DR	209.00

Cased Openings		1/0 - 6/0
4-9/16" Primed		46.00
4-9/16" Oak Veneer		57.00
4-9/16" Birch Veneer		55.00
4-9/16" Poplar Veneer		52.00

**For additional options see page 4.**

**Pre-Hung Units Include:** 4-9/16" Poplar Veneer Jamb with 1-1/4" Poplar Colonial Stop. (Casing NOT Included)  
 1-1/2 Pair (3) Zinc Dichromate Bearing Hinges  
 2-3/4" Backset with 1" Edge Bore (Prepared for Drive Latch)  
 Slab Doors are 3/16" Under and Square, (Pre-Hung Doors Beveled)

**\*\*W/BC** = Ball Catch  
**\*W/AST** = With Poplar Astragal Top Flush Bolt

Assembled Units can NOT be cancelled or returned  
 McMahon and Company W 213 N 16910 Industrial Dr Jackson WI 53037 Phone 1-262-677-9900 Fax 1-262-677-1200

# Stain Grade Poplar

*Shaded Area Special Order*

**Allow 10 - 15 Business Days to Ship Unfinished**  
**Allow - 20 Business Days to Ship Prefinished**




#4103T



#4103 FP



#106 RP



#4107

Poplar Size	1-3/8" Slab 6/8	1-3/8" Pre-Hung 6/8	1-3/8" Slab 6/8	1-3/8" Pre-Hung 6/8	1-3/8" Slab 6/8	1-3/8" Pre-Hung 6/8	1-3/8" Slab 6/8	1-3/8" Pre-Hung 6/8
1/0	244.00	326.00						
1/2								
1/3	244.00	326.00						
1/4	244.00	326.00						
1/6	244.00	326.00	244.00	326.00	238.00	320.00	269.00	351.00
1/8	268.00	350.00						
1/10	268.00	350.00						
2/0	274.00	356.00	274.00	356.00	266.00	348.00	301.00	383.00
2/2	274.00	356.00						
2/4	274.00	356.00	274.00	356.00	266.00	348.00	301.00	383.00
2/6	274.00	356.00	274.00	356.00	266.00	348.00	301.00	383.00
2/8	287.00	369.00	287.00	369.00	279.00	361.00	316.00	398.00
2/10	295.00	377.00	295.00	377.00	287.00	369.00		
3/0	295.00	377.00	295.00	377.00	287.00	369.00	325.00	407.00
<b>Double Doors</b>	<b>B/C</b>	<b>AST</b>	<b>B/C</b>	<b>AST</b>	<b>B/C</b>	<b>AST</b>	<b>B/C</b>	<b>AST</b>
3/0	632.00	690.00	632.00	690.00	620.00	678.00	682.00	740.00
4/0	692.00	750.00	692.00	750.00	676.00	734.00	746.00	804.00
5/0	692.00	750.00	692.00	750.00	676.00	734.00	746.00	804.00
6/0	734.00	792.00	734.00	792.00	718.00	776.00	794.00	852.00
<b>Bifolds</b>	<b>Slabs</b>	<b>PH/KD</b>	<b>Slabs</b>	<b>PH/KD</b>	<b>Slabs</b>	<b>PH/KD</b>	<b>Slabs</b>	<b>PH/KD</b>
2/0	348.00	400.00	348.00	400.00	321.00	373.00	417.00	469.00
2/6	376.00	428.00	376.00	428.00	347.00	399.00	451.00	503.00
3/0	404.00	456.00	404.00	456.00	373.00	425.00	485.00	537.00
4/0	696.00	748.00	696.00	748.00	642.00	694.00	834.00	886.00
5/0	752.00	804.00	752.00	804.00	694.00	746.00	902.00	954.00
6/0	808.00	860.00	808.00	860.00	746.00	798.00	970.00	1022.00
<b>Bi-Pass Units</b>								
4/0		635.00		635.00		619.00		689.00
5/0		635.00		635.00		619.00		689.00
6/0		677.00		677.00		661.00		737.00

From 4-9/16" Poplar Veneer TO:	1/0 - 6/0
4-5/8" Poplar Wood Edge	11.00
4-13/16" Poplar Wrapped	13.00
4-9/16" Poplar Solid	40.00
4-13/16" Poplar Solid	46.00
6-9/16" Poplar Solid	95.00
6-9/16" Split Poplar Ven. Jamb	62.00
4-9/16" FJ Primed	(6.00)
4-13/16" - 4-7/8" FJ Primed	(2.00)
<b>Colored Hinges</b>	<b>6/8</b>
per Door For Double Doors x 2	6.00
<b>Misc. Adders</b>	
HC / Pnl Cut in Width or Hgt per Cut	45.00
Door Prepped for <b>MaC</b> Spec	20.00
Door Prepped Non-Standard Spec	40.00
Shoe/Stop Applied on Bi-Pass or Bifold	13.00
Bi-Pass or Bifold Jamb Set-up	11.00

Prefinishing Adders:	
Panel Slab	90.00
Panel Bifold - 2 DR	82.00
Panel Bifold - 4 DR	164.00

Prefinishing Prehung Adders:	
Panel - Single	111.00
Panel - Double/Bi-Pass	208.00
Panel - Double w/ Astragal	221.00
Panel PH Bifold - 2 DR	105.00
Panel PH Bifold - 4 DR	209.00

Cased Openings		1/0 - 6/0
4-9/16" Primed		46.00
4-9/16" Oak Veneer		57.00
4-9/16" Birch Veneer		55.00
4-9/16" Poplar Veneer		52.00

**For additional options see page 4.**


**Pre-Hung Units Include:** 4-9/16" Poplar Veneer Jamb with 1-1/4" Poplar Colonial Stop. (Casing NOT Included)  
 1-1/2 Pair (3) Zinc Dichromate Bearing Hinges  
 2-3/4" Backset with 1" Edge Bore (Prepared for Drive Latch)  
 Slab Doors are 3/16" Under and Square, (Pre-Hung Doors Beveled)

**\*\*W/BC** = Ball Catch  
**\*W/AST** = With Poplar Astragal Top Flush Bolt

Assembled Units can NOT be cancelled or returned  
 McMahon and Company W 213 N 16910 Industrial Dr Jackson WI 53037 Phone 1-262-677-9900 Fax 1-262-677-1200

# PBI Primed Stile and Rail

Shaded Area Special Order



PRIMED Size	#7910		#7910		#7920		#793E	
	1-3/8" Slab 6/8	1-3/8" Pre-Hung 6/8	1-3/8" Slab 8/0	1-3/8" Pre-Hung 8/0	1-3/8" Slab 6/8	1-3/8" Pre-Hung 6/8	1-3/8" Slab 6/8	1-3/8" Pre-Hung 6/8
1/0	204.00	265.00			210.00	271.00	209.00	270.00
1/2	204.00	265.00			210.00	271.00	209.00	270.00
1/3	204.00	265.00			210.00	271.00	209.00	270.00
1/4	204.00	265.00			210.00	271.00	209.00	270.00
1/6	204.00	265.00	282.00	343.00	210.00	271.00	209.00	270.00
1/8	204.00	265.00			210.00	271.00	209.00	270.00
1/10	218.00	279.00			232.00	293.00	237.00	298.00
2/0	218.00	279.00	297.00	358.00	232.00	293.00	237.00	298.00
2/2	218.00	279.00			232.00	293.00	237.00	298.00
2/4	218.00	279.00	297.00	358.00	232.00	293.00	237.00	298.00
2/6	222.00	283.00	301.00	362.00	235.00	296.00	241.00	302.00
2/8	222.00	283.00	301.00	362.00	235.00	296.00	241.00	302.00
2/10	225.00	286.00	304.00	365.00	237.00	298.00	244.00	305.00
3/0	225.00	286.00	304.00	365.00	237.00	298.00	244.00	305.00
<b>Double Doors</b>	<b>B/C</b>	<b>AST</b>	<b>B/C</b>	<b>AST</b>	<b>B/C</b>	<b>AST</b>	<b>B/C</b>	<b>AST</b>
3/0	514.00	554.00	670.00	710.00	526.00	566.00	524.00	564.00
4/0	542.00	582.00	700.00	740.00	570.00	610.00	580.00	620.00
5/0	550.00	590.00	708.00	748.00	576.00	616.00	588.00	628.00
6/0	556.00	596.00	714.00	754.00	580.00	620.00	594.00	634.00
2/0	366.00	417.00			350.00	401.00	350.00	401.00
2/6	377.00	428.00			361.00	412.00	361.00	412.00
3/0	390.00	441.00			372.00	423.00	372.00	423.00
4/0	731.00	782.00			699.00	750.00	699.00	750.00
5/0	754.00	805.00			721.00	772.00	721.00	772.00
6/0	779.00	830.00			744.00	795.00	744.00	795.00
<b>Bi-Pass Units</b>								
4/0		517.00		675.00		545.00		555.00
5/0		525.00		683.00		551.00		563.00
6/0		531.00		689.00		555.00		569.00

From 4-9/16" Primed Jamb TO:		1/0 - 6/0
4-13/16 or 4-7/8" FJ Primed Pine		4.00
5" to 6-9/16" FJ Primed Pine		28.00
6-5/8" to 7-1/4" FJ Primed Pine		46.00
4-9/16" FJ Primed Poplar		32.00
4-9/16" Birch Veneer Jamb		9.00
4-9/16" Poplar Veneer Jamb		6.00
4-9/16" Maple Veneer Jamb		15.00
<b>Colored Hinges</b>	<b>6/8</b>	<b>8/0</b>
per Door For Double Doors x 2	6.00	8.00
<b>Misc. Adders</b>		
HC / Panel Cut in Width or Height		45.00
Door Prepped for MaC Spec		20.00
Door Prepped Non-Standard Spec		40.00
Shoe/Stop Applied on Bi-Pass or Bifold		13.00
Bi-Pass or Bifold Jamb Set-up		11.00

Prefinishing Adders:	6/8	8/0
Panel Slab	90.00	135.00
Panel Bifold - 2 DR	82.00	123.00
Panel Bifold - 4 DR	164.00	246.00
<b>Prefinishing PH Adders:</b>	<b>6/8</b>	<b>8/0</b>
Panel - Single	111.00	167.00
Panel - Double/Bi-Pass	208.00	312.00
Panel - Double w/ Astragal	221.00	332.00
Panel PH Bifold - 2 DR	105.00	158.00
Panel PH Bifold - 4 DR	209.00	314.00

Cased Openings	1/0 - 6/0
4-9/16" Primed	46.00
4-9/16" Oak Veneer	57.00
4-9/16" Birch Veneer	55.00

For additional options see page 4.

**Pre-Hung Units Include:** 4-9/16" Primed Jamb with 1-1/4" Primed Colonial Stop.(Casing NOT Included)  
 1-1/2 Pair (3) Zinc Dichromate Hinges **\*\*W/BC** = Ball Catch  
 2-3/4" Backset with 1" Edge Bore (Prepared for Drive Latch) **\*W/AST** = With Primed Astragal and Top Flush Bolt  
 Slab Doors are Full and Square, (Pre-Hung Doors Beveled)

Assembled Units can NOT be cancelled or returned

McMahon and Company W 213 N 16910 Industrial Dr Jackson WI 53037 Phone 1-262-677-9900 Fax 1-262-677-1200

# PBI Primed Stile and Rail

Shaded Area Special Order



#793H



#795H



#730

PRIMED Size	#793H		#795H		#730	
	1-3/8" Slab 6/8	1-3/8" Pre-Hung 6/8	1-3/8" Slab 6/8	1-3/8" Pre-Hung 6/8	1-3/8" Slab 6/8	1-3/8" Pre-Hung 6/8
1/0	209.00	270.00	216.00	277.00		
1/2	209.00	270.00	216.00	277.00		
1/3	209.00	270.00	216.00	277.00		
1/4	209.00	270.00	216.00	277.00		
1/6	209.00	270.00	216.00	277.00		
1/8	209.00	270.00	216.00	277.00		
1/10	237.00	298.00	252.00	313.00		
2/0	237.00	298.00	252.00	313.00	235.00	296.00
2/2	237.00	298.00	252.00	313.00		
2/4	237.00	298.00	252.00	313.00	258.00	319.00
2/6	241.00	302.00	256.00	317.00	258.00	319.00
2/8	241.00	302.00	256.00	317.00	282.00	343.00
2/10	244.00	305.00	259.00	320.00	306.00	367.00
3/0	244.00	305.00	259.00	320.00	306.00	367.00
<b>Double Doors</b>	<b>B/C</b>	<b>AST</b>	<b>B/C</b>	<b>AST</b>	<b>B/C</b>	<b>AST</b>
3/0	524.00	564.00	538.00	578.00		
4/0	580.00	620.00	610.00	650.00	576.00	616.00
5/0	588.00	628.00	618.00	658.00	622.00	662.00
6/0	594.00	634.00	624.00	664.00	718.00	758.00
2/0	355.00	406.00	366.00	417.00		
2/6	366.00	417.00	377.00	428.00		
3/0	377.00	428.00	390.00	441.00		
4/0	709.00	760.00	731.00	782.00		
5/0	731.00	782.00	754.00	805.00		
6/0	754.00	805.00	779.00	830.00		
<b>Bi-Pass Units</b>						
4/0		555.00		585.00		551.00
5/0		563.00		593.00		597.00
6/0		569.00		599.00		693.00

From 4-9/16" Primed Jamb TO:		1/0 - 6/0
4-13/16 or 4-7/8" FJ Primed Pine		4.00
5" to 6-9/16" FJ Primed Pine		28.00
6-5/8" to 7-1/4" FJ Primed Pine		46.00
4-9/16" FJ Primed Poplar		32.00
4-9/16" Birch Veneer Jamb		9.00
4-9/16" Poplar Veneer Jamb		6.00
4-9/16" Maple Veneer Jamb		15.00
<b>Colored Hinges</b>		<b>6/8</b>
per Door For Double Doors x 2		6.00
<b>Misc. Adders</b>		
HC / Panel Cut in Width or Height		45.00
Door Prepped for MaC Spec		20.00
Door Prepped Non-Standard Spec		40.00
Shoe/Stop Applied on Bi-Pass or Bifold		13.00
Bi-Pass or Bifold Jamb Set-up		11.00

Prefinishing Adders:		6/8
Panel Slab		90.00
Panel Bifold - 2 DR		82.00
Panel Bifold - 4 DR		164.00
<b>Prefinishing Prehung Adders:</b>		<b>6/8</b>
Panel - Single		111.00
Panel - Double/Bi-Pass		208.00
Panel - Double w/ Astragal		221.00
Panel PH Bifold - 2 DR		105.00
Panel PH Bifold - 4 DR		209.00

Cased Openings		1/0 - 6/0
4-9/16" Primed		46.00
4-9/16" Oak Veneer		57.00
4-9/16" Birch Veneer		55.00

For additional options see page 4.

**Pre-Hung Units Include:** 4-9/16" Primed Jamb with 1-1/4" Primed Colonial Stop.(Casing NOT Included)  
 1-1/2 Pair (3) Zinc Dichromate Hinges **\*\*W/BC** = Ball Catch  
 2-3/4" Backset with 1" Edge Bore (Prepared for Drive Latch) **\*W/AST** = With Primed Astragal and Top Flush Bolt  
 Slab Doors are Full and Square, (Pre-Hung Doors Beveled)

Assembled Units can NOT be cancelled or returned

McMahon and Company W 213 N 16910 Industrial Dr Jackson WI 53037 Phone 1-262-677-9900 Fax 1-262-677-1200

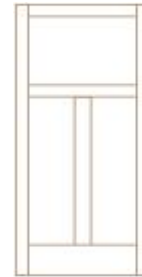




#7910



#7920



#793E

PRIMED Size	1-3/4" Slab 6/8		1-3/4" Pre-Hung 6/8		1-3/4" Slab 6/8		1-3/4" Pre-Hung 6/8		1-3/4" Slab 6/8		1-3/4" Pre-Hung 6/8	
	1/0	258.00	319.00	265.00	326.00	264.00	325.00	264.00	325.00	264.00	325.00	264.00
1/2	258.00	319.00	265.00	326.00	264.00	325.00	264.00	325.00	264.00	325.00	264.00	325.00
1/3	258.00	319.00	265.00	326.00	264.00	325.00	264.00	325.00	264.00	325.00	264.00	325.00
1/4	258.00	319.00	265.00	326.00	264.00	325.00	264.00	325.00	264.00	325.00	264.00	325.00
1/6	258.00	319.00	265.00	326.00	264.00	325.00	264.00	325.00	264.00	325.00	264.00	325.00
1/8	258.00	319.00	265.00	326.00	264.00	325.00	264.00	325.00	264.00	325.00	264.00	325.00
1/10	273.00	334.00	287.00	348.00	292.00	353.00	292.00	353.00	292.00	353.00	292.00	353.00
2/0	273.00	334.00	287.00	348.00	292.00	353.00	292.00	353.00	292.00	353.00	292.00	353.00
2/2	273.00	334.00	287.00	348.00	292.00	353.00	292.00	353.00	292.00	353.00	292.00	353.00
2/4	273.00	334.00	287.00	348.00	292.00	353.00	292.00	353.00	292.00	353.00	292.00	353.00
2/6	277.00	338.00	289.00	350.00	296.00	357.00	296.00	357.00	296.00	357.00	296.00	357.00
2/8	277.00	338.00	289.00	350.00	296.00	357.00	296.00	357.00	296.00	357.00	296.00	357.00
2/10	280.00	341.00	292.00	353.00	299.00	360.00	299.00	360.00	299.00	360.00	299.00	360.00
3/0	280.00	341.00	292.00	353.00	299.00	360.00	299.00	360.00	299.00	360.00	299.00	360.00
<b>Double Doors</b>	<b>B/C</b>	<b>AST</b>	<b>B/C</b>	<b>AST</b>	<b>B/C</b>	<b>AST</b>	<b>B/C</b>	<b>AST</b>	<b>B/C</b>	<b>AST</b>	<b>B/C</b>	<b>AST</b>
3/0	622.00	662.00	636.00	676.00	634.00	674.00	634.00	674.00	634.00	674.00	634.00	674.00
4/0	652.00	692.00	680.00	720.00	690.00	730.00	690.00	730.00	690.00	730.00	690.00	730.00
5/0	660.00	700.00	684.00	724.00	698.00	738.00	698.00	738.00	698.00	738.00	698.00	738.00
6/0	666.00	706.00	690.00	730.00	704.00	744.00	704.00	744.00	704.00	744.00	704.00	744.00
<b>Bi-Pass Units</b>												
4/0		627.00		655.00		665.00		665.00		665.00		665.00
5/0		635.00		659.00		673.00		673.00		673.00		673.00
6/0		641.00		665.00		679.00		679.00		679.00		679.00

From 4-9/16" Primed Jamb TO:		1/0 - 6/0
4-13/16 or 4-7/8" FJ Primed Pine		4.00
5" to 6-9/16" FJ Primed Pine		28.00
6-5/8" to 7-1/4" FJ Primed Pine		46.00
4-9/16" FJ Primed Poplar		32.00
4-9/16" Birch Veneer Jamb		9.00
4-9/16" Poplar Veneer Jamb		6.00
4-9/16" Maple Veneer Jamb		15.00
<b>Colored Hinges</b>		<b>6/8</b>
per Door For Double Doors x 2		6.00
<b>Misc. Adders</b>		
HC / Panel Cut in Width or Height		45.00
Door Prepped for MaC Spec		20.00
Door Prepped Non-Standard Spec		40.00
Shoe/Stop Applied on Bi-Pass or Bifold		13.00
Bi-Pass or Bifold Jamb Set-up		11.00

Prefinishing Adders:		6/8
Panel Slab		90.00
Panel Bifold - 2 DR		82.00
Panel Bifold - 4 DR		164.00
<b>Prefinishing Prehung Adders:</b>		<b>6/8</b>
Panel - Single		111.00
Panel - Double/Bi-Pass		208.00
Panel - Double w/ Astragal		221.00
Panel PH Bifold - 2 DR		105.00
Panel PH Bifold - 4 DR		209.00

Cased Openings		1/0 - 6/0
4-9/16" Primed		46.00
4-9/16" Oak Veneer		57.00
4-9/16" Birch Veneer		55.00

For additional options see page 4.

**Pre-Hung Units Include:** 4-9/16" Primed Jamb with 1-1/4" Primed Colonial Stop.(Casing NOT Included)  
 1-1/2 Pair (3) Zinc Dichromate Hinges **\*\*W/BC** = Ball Catch  
 2-3/4" Backset with 1" Edge Bore (Prepared for Drive Latch) **\*W/AST** = With Primed Astragal and Top Flush Bolt  
 Slab Doors are Full and Square, (Pre-Hung Doors Beveled)

Assembled Units can NOT be cancelled or returned

McMahon and Company W 213 N 16910 Industrial Dr Jackson WI 53037 Phone 1-262-677-9900 Fax 1-262-677-1200



#793H



#795H

PRIMED Size	1-3/4" Slab 6/8	1-3/4" Pre-Hung 6/8	1-3/4" Slab 6/8	1-3/4" Pre-Hung 6/8
1/0	264.00	325.00	270.00	331.00
1/2	264.00	325.00	270.00	331.00
1/3	264.00	325.00	270.00	331.00
1/4	264.00	325.00	270.00	331.00
1/6	264.00	325.00	270.00	331.00
1/8	264.00	325.00	270.00	331.00
1/10	292.00	353.00	307.00	368.00
2/0	292.00	353.00	307.00	368.00
2/2	292.00	353.00	307.00	368.00
2/4	292.00	353.00	307.00	368.00
2/6	296.00	357.00	311.00	372.00
2/8	296.00	357.00	311.00	372.00
2/10	299.00	360.00	313.00	374.00
3/0	299.00	360.00	313.00	374.00
<b>Double Doors</b>	<b>B/C</b>	<b>AST</b>	<b>B/C</b>	<b>AST</b>
3/0	634.00	674.00	646.00	686.00
4/0	690.00	730.00	720.00	760.00
5/0	698.00	738.00	728.00	768.00
6/0	704.00	744.00	732.00	772.00
<b>Bi-Pass Units</b>				
4/0	665.00		695.00	
5/0	673.00		703.00	
6/0	679.00		707.00	

From 4-9/16" Primed Jamb TO:	1/0 - 6/0
4-13/16 or 4-7/8" FJ Primed Pine	4.00
5" to 6-9/16" FJ Primed Pine	28.00
6-5/8" to 7-1/4" FJ Primed Pine	46.00
4-9/16" FJ Primed Poplar	32.00
4-9/16" Birch Veneer Jamb	9.00
4-9/16" Poplar Veneer Jamb	6.00
4-9/16" Maple Veneer Jamb	15.00
<b>Colored Hinges</b>	<b>6/8</b>
per Door For Double Doors x 2	6.00
<b>Misc. Adders</b>	
HC / Panel Cut in Width or Height	45.00
Door Prepped for MaC Spec	20.00
Door Prepped Non-Standard Spec	40.00
Shoe/Stop Applied on Bi-Pass or Bifold	13.00
Bi-Pass or Bifold Jamb Set-up	11.00

Prefinishing Adders:	6/8
Panel Slab	90.00
Panel Bifold - 2 DR	82.00
Panel Bifold - 4 DR	164.00
<b>Prefinishing Prehung Adders:</b>	<b>6/8</b>
Panel - Single	111.00
Panel - Double/Bi-Pass	208.00
Panel - Double w/ Astragal	221.00
Panel PH Bifold - 2 DR	105.00
Panel PH Bifold - 4 DR	209.00

Cased Openings	1/0 - 6/0
4-9/16" Primed	46.00
4-9/16" Oak Veneer	57.00
4-9/16" Birch Veneer	55.00

**For additional options see page 4.**

**Pre-Hung Units Include:** 4-9/16" Primed Jamb with 1-1/4" Primed Colonial Stop.(Casing NOT Included)  
 1-1/2 Pair (3) Zinc Dichromate Hinges \*\*W/BC = Ball Catch  
 2-3/4" Backset with 1" Edge Bore (Prepared for Drive Latch) \*W/AST = With Primed Astragal and  
 Slab Doors are Full and Square, (Pre-Hung Doors Beveled) Top Flush Bolt

Assembled Units can NOT be cancelled or returned

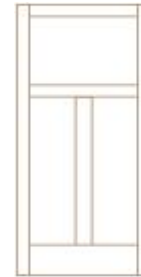
McMahon and Company W 213 N 16910 Industrial Dr Jackson WI 53037 Phone 1-262-677-9900 Fax 1-262-677-1200



#7910



#7920



#793E

PRIMED Size	#7910		#7920		#793E	
	1-3/8" Slab 7/0	1-3/8" Pre-Hung 7/0	1-3/8" Slab 7/0	1-3/8" Pre-Hung 7/0	1-3/8" Slab 7/0	1-3/8" Pre-Hung 7/0
1/0	251.00	330.00	258.00	337.00	256.00	335.00
1/2	251.00	330.00	258.00	337.00	256.00	335.00
1/3	251.00	330.00	258.00	337.00	256.00	335.00
1/4	251.00	330.00	258.00	337.00	256.00	335.00
1/6	251.00	330.00	258.00	337.00	256.00	335.00
1/8	251.00	330.00	258.00	337.00	256.00	335.00
1/10	266.00	345.00	279.00	358.00	285.00	364.00
2/0	266.00	345.00	279.00	358.00	285.00	364.00
2/2	266.00	345.00	279.00	358.00	285.00	364.00
2/4	266.00	345.00	279.00	358.00	285.00	364.00
2/6	270.00	349.00	282.00	361.00	289.00	368.00
2/8	270.00	349.00	282.00	361.00	289.00	368.00
2/10	272.00	351.00	285.00	364.00	291.00	370.00
3/0	272.00	351.00	285.00	364.00	291.00	370.00
<b>Double Doors</b>	<b>B/C</b>	<b>AST</b>	<b>B/C</b>	<b>AST</b>	<b>B/C</b>	<b>AST</b>
3/0	638.00	678.00	652.00	692.00	648.00	688.00
4/0	668.00	708.00	694.00	734.00	706.00	746.00
5/0	676.00	716.00	700.00	740.00	714.00	754.00
6/0	680.00	720.00	706.00	746.00	718.00	758.00
<b>Bifolds</b>	<b>Slabs</b>	<b>PH/KD</b>	<b>Slabs</b>	<b>PH/KD</b>	<b>Slabs</b>	<b>PH/KD</b>
2/0	456.00	525.00	440.00	509.00	440.00	509.00
2/6	467.00	536.00	451.00	520.00	451.00	520.00
3/0	480.00	549.00	462.00	531.00	462.00	531.00
4/0	911.00	980.00	879.00	948.00	879.00	948.00
5/0	934.00	1003.00	901.00	970.00	901.00	970.00
6/0	959.00	1028.00	924.00	993.00	924.00	993.00
<b>Bi-Pass Units</b>						
4/0		643.00		669.00		681.00
5/0		651.00		675.00		689.00
6/0		655.00		681.00		693.00

From 4-9/16" Primed Jamb TO:		1/0 - 6/0
4-13/16 or 4-7/8" FJ Primed Pine		4.00
5" to 6-9/16" FJ Primed Pine		28.00
6-5/8" to 7-1/4" FJ Primed Pine		46.00
4-9/16" FJ Primed Poplar		32.00
4-9/16" Birch Veneer Jamb		9.00
4-9/16" Poplar Veneer Jamb		6.00
4-9/16" Maple Veneer Jamb		15.00
<b>Colored Hinges</b>		<b>7/0</b>
per Door For Double Doors x 2		6.00
<b>Misc. Adders</b>		
HC / Panel Cut in Width or Height		45.00
Door Prepped for MaC Spec		20.00
Door Prepped Non-Standard Spec		40.00
Shoe/Stop Applied on Bi-Pass or Bifold		13.00
Bi-Pass or Bifold Jamb Set-up		11.00

Prefinishing Adders:		7/0
Panel Slab		99.00
Panel Bifold - 2 DR		91.00
Panel Bifold - 4 DR		181.00
<b>Prefinishing Prehung Adders:</b>		<b>7/0</b>
Panel - Single		123.00
Panel - Double/Bi-Pass		229.00
Panel - Double w/ Astragal		244.00
Panel PH Bifold - 2 DR		116.00
Panel PH Bifold - 4 DR		230.00

For additional options see page 4.

**Pre-Hung Units Include:** 4-9/16" Primed Jamb with 1-1/4" Primed Colonial Stop.(Casing NOT Included)  
 1-1/2 Pair (3) Zinc Dichromate Hinges **\*\*W/BC** = Ball Catch  
 2-3/4" Backset with 1" Edge Bore (Prepared for Drive Latch) **\*W/AST** = With Primed Astragal and Top Flush Bolt  
 Slab Doors are Full and Square, (Pre-Hung Doors Beveled)

Assembled Units can NOT be cancelled or returned

McMahon and Company W 213 N 16910 Industrial Dr Jackson WI 53037 Phone 1-262-677-9900 Fax 1-262-677-1200



#793H



#795H

PRIMED Size	1-3/8" Slab 7/0	1-3/8" Pre-Hung 7/0	1-3/8" Slab 7/0	1-3/8" Pre-Hung 7/0
1/0	256.00	335.00	263.00	342.00
1/2	256.00	335.00	263.00	342.00
1/3	256.00	335.00	263.00	342.00
1/4	256.00	335.00	263.00	342.00
1/6	256.00	335.00	263.00	342.00
1/8	256.00	335.00	263.00	342.00
1/10	285.00	364.00	299.00	378.00
2/0	285.00	364.00	299.00	378.00
2/2	285.00	364.00	299.00	378.00
2/4	285.00	364.00	299.00	378.00
2/6	289.00	368.00	303.00	382.00
2/8	289.00	368.00	303.00	382.00
2/10	291.00	370.00	306.00	385.00
3/0	291.00	370.00	306.00	385.00
<b>Double Doors</b>	<b>B/C</b>	<b>AST</b>	<b>B/C</b>	<b>AST</b>
3/0	648.00	688.00	662.00	702.00
4/0	706.00	746.00	734.00	774.00
5/0	714.00	754.00	742.00	782.00
6/0	718.00	758.00	748.00	788.00
<b>Bifolds</b>	<b>Slabs</b>	<b>PH/KD</b>	<b>Slabs</b>	<b>PH/KD</b>
2/0	445.00	514.00	456.00	525.00
2/6	456.00	525.00	467.00	536.00
3/0	467.00	536.00	480.00	549.00
4/0	889.00	958.00	911.00	980.00
5/0	911.00	980.00	934.00	1003.00
6/0	934.00	1003.00	959.00	1028.00
<b>Bi-Pass Units</b>				
4/0		681.00		709.00
5/0		689.00		717.00
6/0		693.00		723.00

From 4-9/16" Primed Jamb TO:	1/0 - 6/0
4-13/16 or 4-7/8" FJ Primed Pine	4.00
5" to 6-9/16" FJ Primed Pine	28.00
6-5/8" to 7-1/4" FJ Primed Pine	46.00
4-9/16" FJ Primed Poplar	32.00
4-9/16" Birch Veneer Jamb	9.00
4-9/16" Poplar Veneer Jamb	6.00
4-9/16" Maple Veneer Jamb	15.00
<b>Colored Hinges</b>	<b>7/0</b>
per Door For Double Doors x 2	6.00
<b>Misc. Adders</b>	
HC / Panel Cut in Width or Height	45.00
Door Prepped for MaC Spec	20.00
Door Prepped Non-Standard Spec	40.00
Shoe/Stop Applied on Bi-Pass or Bifold	13.00
Bi-Pass or Bifold Jamb Set-up	11.00

Prefinishing Adders:	7/0
Panel Slab	99.00
Panel Bifold - 2 DR	91.00
Panel Bifold - 4 DR	181.00
<b>Prefinishing Prehung Adders:</b>	<b>7/0</b>
Panel - Single	123.00
Panel - Double/Bi-Pass	229.00
Panel - Double w/ Astragal	244.00
Panel PH Bifold - 2 DR	116.00
Panel PH Bifold - 4 DR	230.00

For additional options see page 4.

**Pre-Hung Units Include:** 4-9/16" Primed Jamb with 1-1/4" Primed Colonial Stop. (Casing NOT Included)  
 1-1/2 Pair (3) Zinc Dichromate Hinges  
 2-3/4" Backset with 1" Edge Bore (Prepared for Drive Latch)  
 Slab Doors are Full and Square, (Pre-Hung Doors Beveled)

\*\*W/BC = Ball Catch  
 \*W/AST = With Primed Astragal and Top Flush Bolt

Assembled Units can NOT be cancelled or returned

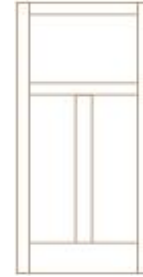
McMahon and Company W 213 N 16910 Industrial Dr Jackson WI 53037 Phone 1-262-677-9900 Fax 1-262-677-1200



#7910



#7920



#793E

PRIMED Size	1-3/4"		1-3/4"		1-3/4"	
	Slab 7/0	Pre-Hung 7/0	Slab 7/0	Pre-Hung 7/0	Slab 7/0	Pre-Hung 7/0
1/0	303.00	382.00	310.00	389.00	309.00	388.00
1/2	303.00	382.00	310.00	389.00	309.00	388.00
1/3	303.00	382.00	310.00	389.00	309.00	388.00
1/4	303.00	382.00	310.00	389.00	309.00	388.00
1/6	303.00	382.00	310.00	389.00	309.00	388.00
1/8	303.00	382.00	310.00	389.00	309.00	388.00
1/10	318.00	397.00	332.00	411.00	337.00	416.00
2/0	318.00	397.00	332.00	411.00	337.00	416.00
2/2	318.00	397.00	332.00	411.00	337.00	416.00
2/4	318.00	397.00	332.00	411.00	337.00	416.00
2/6	322.00	401.00	334.00	413.00	341.00	420.00
2/8	322.00	401.00	334.00	413.00	341.00	420.00
2/10	325.00	404.00	337.00	416.00	344.00	423.00
3/0	325.00	404.00	337.00	416.00	344.00	423.00
<b>Double Doors</b>	<b>B/C</b>	<b>AST</b>	<b>B/C</b>	<b>AST</b>	<b>B/C</b>	<b>AST</b>
3/0	742.00	782.00	756.00	796.00	754.00	794.00
4/0	772.00	812.00	800.00	840.00	810.00	850.00
5/0	780.00	820.00	804.00	844.00	818.00	858.00
6/0	786.00	826.00	810.00	850.00	824.00	864.00
<b>Bi-Pass Units</b>						
4/0	747.00		775.00		785.00	
5/0	755.00		779.00		793.00	
6/0	761.00		785.00		799.00	

From 4-9/16" Primed Jamb TO:	1/0 - 6/0
4-13/16 or 4-7/8" FJ Primed Pine	4.00
5" to 6-9/16" FJ Primed Pine	28.00
6-5/8" to 7-1/4" FJ Primed Pine	46.00
4-9/16" FJ Primed Poplar	32.00
4-9/16" Birch Veneer Jamb	9.00
4-9/16" Poplar Veneer Jamb	6.00
4-9/16" Maple Veneer Jamb	15.00
<b>Colored Hinges</b>	<b>7/0</b>
per Door For Double Doors x 2	6.00
<b>Misc. Adders</b>	
HC / Panel Cut in Width or Height	45.00
Door Prepped for MaC Spec	20.00
Door Prepped Non-Standard Spec	40.00
Shoe/Stop Applied on Bi-Pass or Bifold	13.00
Bi-Pass or Bifold Jamb Set-up	11.00

Prefinishing Adders:	7/0
Panel Slab	99.00
Panel Bifold - 2 DR	91.00
Panel Bifold - 4 DR	181.00
<b>Prefinishing Prehung Adders:</b>	<b>7/0</b>
Panel - Single	123.00
Panel - Double/Bi-Pass	229.00
Panel - Double w/ Astragal	244.00
Panel PH Bifold - 2 DR	116.00
Panel PH Bifold - 4 DR	230.00

For additional options see page 4.

**Pre-Hung Units Include:** 4-9/16" Primed Jamb with 1-1/4" Primed Colonial Stop.(Casing NOT Included)  
 1-1/2 Pair (3) Zinc Dichromate Hinges      \*\*W/BC = Ball Catch  
 2-3/4" Backset with 1" Edge Bore (Prepared for Drive Latch)      \*W/AST = With Primed Astragal and  
 Slab Doors are Full and Square, (Pre-Hung Doors Beveled)      Top Flush Bolt

Assembled Units can NOT be cancelled or returned  
 McMahon and Company W 213 N 16910 Industrial Dr Jackson WI 53037 Phone 1-262-677-9900 Fax 1-262-677-1200



#793H



#795H

PRIMED Size	1-3/4" Slab 7/0	1-3/4" Pre-Hung 7/0	1-3/4" Slab 7/0	1-3/4" Pre-Hung 7/0
1/0	309.00	388.00	315.00	394.00
1/2	309.00	388.00	315.00	394.00
1/3	309.00	388.00	315.00	394.00
1/4	309.00	388.00	315.00	394.00
1/6	309.00	388.00	315.00	394.00
1/8	309.00	388.00	315.00	394.00
1/10	337.00	416.00	352.00	431.00
2/0	337.00	416.00	352.00	431.00
2/2	337.00	416.00	352.00	431.00
2/4	337.00	416.00	352.00	431.00
2/6	341.00	420.00	356.00	435.00
2/8	341.00	420.00	356.00	435.00
2/10	344.00	423.00	358.00	437.00
3/0	344.00	423.00	358.00	437.00
<b>Double Doors</b>	<b>B/C</b>	<b>AST</b>	<b>B/C</b>	<b>AST</b>
3/0	754.00	794.00	766.00	806.00
4/0	810.00	850.00	840.00	880.00
5/0	818.00	858.00	848.00	888.00
6/0	824.00	864.00	852.00	892.00
<b>Bi-Pass Units</b>				
4/0	785.00		815.00	
5/0	793.00		823.00	
6/0	799.00		827.00	

From 4-9/16" Primed Jamb TO:	1/0 - 6/0
4-13/16 or 4-7/8" FJ Primed Pine	4.00
5" to 6-9/16" FJ Primed Pine	28.00
6-5/8" to 7-1/4" FJ Primed Pine	46.00
4-9/16" FJ Primed Poplar	32.00
4-9/16" Birch Veneer Jamb	9.00
4-9/16" Poplar Veneer Jamb	6.00
4-9/16" Maple Veneer Jamb	15.00
<b>Colored Hinges</b>	<b>7/0</b>
per Door For Double Doors x 2	6.00
<b>Misc. Adders</b>	
HC / Panel Cut in Width or Height	45.00
Door Prepped for MaC Spec	20.00
Door Prepped Non-Standard Spec	40.00
Shoe/Stop Applied on Bi-Pass or Bifold	13.00
Bi-Pass or Bifold Jamb Set-up	11.00

Prefinishing Adders:	7/0
Panel Slab	99.00
Panel Bifold - 2 DR	91.00
Panel Bifold - 4 DR	181.00
<b>Prefinishing Prehung Adders:</b>	<b>7/0</b>
Panel - Single	123.00
Panel - Double/Bi-Pass	229.00
Panel - Double w/ Astragal	244.00
Panel PH Bifold - 2 DR	116.00
Panel PH Bifold - 4 DR	230.00

**For additional options see page 4.**

**Pre-Hung Units Include:** 4-9/16" Primed Jamb with 1-1/4" Primed Colonial Stop. (Casing NOT Included)  
 1-1/2 Pair (3) Zinc Dichromate Hinges  
 2-3/4" Backset with 1" Edge Bore (Prepared for Drive Latch)  
 Slab Doors are Full and Square, (Pre-Hung Doors Beveled)

\*\*W/BC = Ball Catch  
 \*W/AST = With Primed Astragal and Top Flush Bolt

Assembled Units can NOT be cancelled or returned

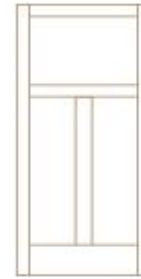
McMahon and Company W 213 N 16910 Industrial Dr Jackson WI 53037 Phone 1-262-677-9900 Fax 1-262-677-1200



#7910



#7920



#793E

PRIMED Size	1-3/8" Slab 7/6	1-3/8" Pre-Hung 7/6	1-3/8" Slab 7/6	1-3/8" Pre-Hung 7/6	1-3/8" Slab 7/6	1-3/8" Pre-Hung 7/6
	1/0	282.00	365.00	289.00	372.00	288.00
1/2	282.00	365.00	289.00	372.00	288.00	371.00
1/3	282.00	365.00	289.00	372.00	288.00	371.00
1/4	282.00	365.00	289.00	372.00	288.00	371.00
1/6	282.00	365.00	289.00	372.00	288.00	371.00
1/8	282.00	365.00	289.00	372.00	288.00	371.00
1/10	297.00	380.00	311.00	394.00	316.00	399.00
2/0	297.00	380.00	311.00	394.00	316.00	399.00
2/2	297.00	380.00	311.00	394.00	316.00	399.00
2/4	297.00	380.00	311.00	394.00	316.00	399.00
2/6	301.00	384.00	313.00	396.00	320.00	403.00
2/8	301.00	384.00	313.00	396.00	320.00	403.00
2/10	304.00	387.00	316.00	399.00	323.00	406.00
3/0	304.00	387.00	316.00	399.00	323.00	406.00
<b>Double Doors</b>	<b>B/C</b>	<b>AST</b>	<b>B/C</b>	<b>AST</b>	<b>B/C</b>	<b>AST</b>
3/0	703.00	743.00	717.00	757.00	715.00	755.00
4/0	733.00	773.00	761.00	801.00	771.00	811.00
5/0	741.00	781.00	765.00	805.00	779.00	819.00
6/0	747.00	787.00	771.00	811.00	785.00	825.00
<b>Bifolds</b>	<b>Slabs</b>	<b>PH/KD</b>	<b>Slabs</b>	<b>PH/KD</b>	<b>Slabs</b>	<b>PH/KD</b>
2/0	516.00	589.00	500.00	573.00	500.00	573.00
2/6	527.00	600.00	511.00	584.00	511.00	584.00
3/0	540.00	613.00	522.00	595.00	522.00	595.00
4/0	1031.00	1104.00	999.00	1072.00	999.00	1072.00
5/0	1054.00	1127.00	1021.00	1094.00	1021.00	1094.00
6/0	1079.00	1152.00	1044.00	1117.00	1044.00	1117.00
<b>Bi-Pass Units</b>						
4/0		708.00		736.00		746.00
5/0		716.00		740.00		754.00
6/0		722.00		746.00		760.00

From 4-9/16" Primed Jamb TO:		1/0 - 6/0
4-13/16 or 4-7/8" FJ Primed Pine		4.00
5" to 6-9/16" FJ Primed Pine		28.00
6-5/8" to 7-1/4" FJ Primed Pine		46.00
4-9/16" FJ Primed Poplar		32.00
4-9/16" Birch Veneer Jamb		9.00
4-9/16" Poplar Veneer Jamb		6.00
4-9/16" Maple Veneer Jamb		15.00
<b>Colored Hinges</b>		<b>7/6</b>
per Door For Double Doors x 2		8.00
<b>Misc. Adders</b>		
HC / Panel Cut in Width or Height		45.00
Door Prepped for MaC Spec		20.00
Door Prepped Non-Standard Spec		40.00
Shoe/Stop Applied on Bi-Pass or Bifold		13.00
Bi-Pass or Bifold Jamb Set-up		11.00

Prefinishing Adders:	7/6
Panel Slab	135.00
Panel Bifold - 2 DR	123.00
Panel Bifold - 4 DR	246.00
<b>Prefinishing Prehung Adders:</b>	<b>7/6</b>
Panel - Single	167.00
Panel - Double/Bi-Pass	312.00
Panel - Double w/ Astragal	332.00
Panel PH Bifold - 2 DR	158.00
Panel PH Bifold - 4 DR	314.00

Cased Openings	1/0 - 6/0
4-9/16" Primed	46.00
4-9/16" Oak Veneer	57.00
4-9/16" Birch Veneer	55.00

For additional options see page 4.

**Pre-Hung Units Include:** 4-9/16" Primed Jamb with 1-1/4" Primed Colonial Stop.(Casing NOT Included)  
 1-1/2 Pair (3) Zinc Dichromate Hinges  
 2-3/4" Backset with 1" Edge Bore (Prepared for Drive Latch)  
 Slab Doors are Full and Square, (Pre-Hung Doors Beveled)

\*\*W/BC = Ball Catch  
 \*W/AST = With Primed Astragal and Top Flush Bolt

Assembled Units can NOT be cancelled or returned

McMahon and Company W 213 N 16910 Industrial Dr Jackson WI 53037 Phone 1-262-677-9900 Fax 1-262-677-1200



#793H



#795H

PRIMED Size	1-3/8" Slab 7/6	1-3/8" Pre-Hung 7/6	1-3/8" Slab 7/6	1-3/8" Pre-Hung 7/6
1/0	288.00	371.00	294.00	377.00
1/2	288.00	371.00	294.00	377.00
1/3	288.00	371.00	294.00	377.00
1/4	288.00	371.00	294.00	377.00
1/6	288.00	371.00	294.00	377.00
1/8	288.00	371.00	294.00	377.00
1/10	316.00	399.00	331.00	414.00
2/0	316.00	399.00	331.00	414.00
2/2	316.00	399.00	331.00	414.00
2/4	316.00	399.00	331.00	414.00
2/6	320.00	403.00	335.00	418.00
2/8	320.00	403.00	335.00	418.00
2/10	323.00	406.00	338.00	421.00
3/0	323.00	406.00	338.00	421.00
<b>Double Doors</b>	<b>B/C</b>	<b>AST</b>	<b>B/C</b>	<b>AST</b>
3/0	715.00	755.00	727.00	767.00
4/0	771.00	811.00	801.00	841.00
5/0	779.00	819.00	809.00	849.00
6/0	785.00	825.00	815.00	855.00
<b>Bifolds</b>	<b>Slabs</b>	<b>PH/KD</b>	<b>Slabs</b>	<b>PH/KD</b>
2/0	505.00	578.00	516.00	589.00
2/6	516.00	589.00	527.00	600.00
3/0	527.00	600.00	540.00	613.00
4/0	1009.00	1082.00	1031.00	1104.00
5/0	1031.00	1104.00	1054.00	1127.00
6/0	1054.00	1127.00	1079.00	1152.00
<b>Bi-Pass Units</b>				
4/0		746.00		776.00
5/0		754.00		784.00
6/0		760.00		790.00

From 4-9/16" Primed Jamb TO:	1/0 - 6/0
4-13/16 or 4-7/8" FJ Primed Pine	4.00
5" to 6-9/16" FJ Primed Pine	28.00
6-5/8" to 7-1/4" FJ Primed Pine	46.00
4-9/16" FJ Primed Poplar	32.00
4-9/16" Birch Veneer Jamb	9.00
4-9/16" Poplar Veneer Jamb	6.00
4-9/16" Maple Veneer Jamb	15.00
<b>Colored Hinges</b>	<b>7/6</b>
per Door For Double Doors x 2	8.00
<b>Misc. Adders</b>	
HC / Panel Cut in Width or Height	45.00
Door Prepped for MaC Spec	20.00
Door Prepped Non-Standard Spec	40.00
Shoe/Stop Applied on Bi-Pass or Bifold	13.00
Bi-Pass or Bifold Jamb Set-up	11.00

Prefinishing Adders:	7/6
Panel Slab	135.00
Panel Bifold - 2 DR	123.00
Panel Bifold - 4 DR	246.00
<b>Prefinishing Prehung Adders:</b>	<b>7/6</b>
Panel - Single	167.00
Panel - Double/Bi-Pass	312.00
Panel - Double w/ Astragal	332.00
Panel PH Bifold - 2 DR	158.00
Panel PH Bifold - 4 DR	314.00

Cased Openings	1/0 - 6/0
4-9/16" Primed	46.00
4-9/16" Oak Veneer	57.00
4-9/16" Birch Veneer	55.00

For additional options see page 4.

**Pre-Hung Units Include:** 4-9/16" Primed Jamb with 1-1/4" Primed Colonial Stop. (Casing NOT Included)  
 1-1/2 Pair (3) Zinc Dichromate Hinges  
 2-3/4" Backset with 1" Edge Bore (Prepared for Drive Latch)  
 Slab Doors are Full and Square, (Pre-Hung Doors Beveled)

\*\*W/BC = Ball Catch  
 \*W/AST = With Primed Astragal and Top Flush Bolt

Assembled Units can NOT be cancelled or returned

McMahon and Company W 213 N 16910 Industrial Dr Jackson WI 53037 Phone 1-262-677-9900 Fax 1-262-677-1200

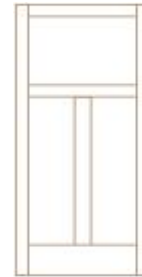




#7910



#7920



#793E

PRIMED Size	1-3/4" Slab 7/6		1-3/4" Pre-Hung 7/6		1-3/4" Slab 7/6		1-3/4" Pre-Hung 7/6		1-3/4" Slab 7/6		1-3/4" Pre-Hung 7/6	
	1/0	333.00	416.00	340.00	423.00	339.00	422.00	339.00	422.00	339.00	422.00	339.00
1/2	333.00	416.00	340.00	423.00	339.00	422.00	339.00	422.00	339.00	422.00	339.00	422.00
1/3	333.00	416.00	340.00	423.00	339.00	422.00	339.00	422.00	339.00	422.00	339.00	422.00
1/4	333.00	416.00	340.00	423.00	339.00	422.00	339.00	422.00	339.00	422.00	339.00	422.00
1/6	333.00	416.00	340.00	423.00	339.00	422.00	339.00	422.00	339.00	422.00	339.00	422.00
1/8	333.00	416.00	340.00	423.00	339.00	422.00	339.00	422.00	339.00	422.00	339.00	422.00
1/10	348.00	431.00	362.00	445.00	367.00	450.00	367.00	450.00	367.00	450.00	367.00	450.00
2/0	348.00	431.00	362.00	445.00	367.00	450.00	367.00	450.00	367.00	450.00	367.00	450.00
2/2	348.00	431.00	362.00	445.00	367.00	450.00	367.00	450.00	367.00	450.00	367.00	450.00
2/4	348.00	431.00	362.00	445.00	367.00	450.00	367.00	450.00	367.00	450.00	367.00	450.00
2/6	352.00	435.00	364.00	447.00	371.00	454.00	371.00	454.00	371.00	454.00	371.00	454.00
2/8	352.00	435.00	364.00	447.00	371.00	454.00	371.00	454.00	371.00	454.00	371.00	454.00
2/10	355.00	438.00	367.00	450.00	374.00	457.00	374.00	457.00	374.00	457.00	374.00	457.00
3/0	355.00	438.00	367.00	450.00	374.00	457.00	374.00	457.00	374.00	457.00	374.00	457.00
<b>Double Doors</b>	<b>B/C</b>	<b>AST</b>	<b>B/C</b>	<b>AST</b>	<b>B/C</b>	<b>AST</b>	<b>B/C</b>	<b>AST</b>	<b>B/C</b>	<b>AST</b>	<b>B/C</b>	<b>AST</b>
3/0	805.00	845.00	819.00	859.00	817.00	857.00	817.00	857.00	817.00	857.00	817.00	857.00
4/0	835.00	875.00	863.00	903.00	873.00	913.00	873.00	913.00	873.00	913.00	873.00	913.00
5/0	843.00	883.00	867.00	907.00	881.00	921.00	881.00	921.00	881.00	921.00	881.00	921.00
6/0	849.00	889.00	873.00	913.00	887.00	927.00	887.00	927.00	887.00	927.00	887.00	927.00
<b>Bi-Pass Units</b>												
4/0		810.00		838.00		848.00		848.00		848.00		848.00
5/0		818.00		842.00		856.00		856.00		856.00		856.00
6/0		824.00		848.00		862.00		862.00		862.00		862.00

From 4-9/16" Primed Jamb TO:		1/0 - 6/0
4-13/16 or 4-7/8" FJ Primed Pine		4.00
5" to 6-9/16" FJ Primed Pine		28.00
6-5/8" to 7-1/4" FJ Primed Pine		46.00
4-9/16" FJ Primed Poplar		32.00
4-9/16" Birch Veneer Jamb		9.00
4-9/16" Poplar Veneer Jamb		6.00
4-9/16" Maple Veneer Jamb		15.00
<b>Colored Hinges</b>		<b>7/6</b>
per Door For Double Doors x 2		8.00
<b>Misc. Adders</b>		
HC / Panel Cut in Width or Height		45.00
Door Prepped for MaC Spec		20.00
Door Prepped Non-Standard Spec		40.00
Shoe/Stop Applied on Bi-Pass or Bifold		13.00
Bi-Pass or Bifold Jamb Set-up		11.00

Prefinishing Adders:		7/6
Panel Slab		135.00
Panel Bifold - 2 DR		123.00
Panel Bifold - 4 DR		246.00
<b>Prefinishing Prehung Adders:</b>		<b>7/6</b>
Panel - Single		167.00
Panel - Double/Bi-Pass		312.00
Panel - Double w/ Astragal		332.00
Panel PH Bifold - 2 DR		158.00
Panel PH Bifold - 4 DR		314.00

Cased Openings		1/0 - 6/0
4-9/16" Primed		46.00
4-9/16" Oak Veneer		57.00
4-9/16" Birch Veneer		55.00

For additional options see page 4.

**Pre-Hung Units Include:** 4-9/16" Primed Jamb with 1-1/4" Primed Colonial Stop.(Casing NOT Included)  
 1-1/2 Pair (3) Zinc Dichromate Hinges  
 2-3/4" Backset with 1" Edge Bore (Prepared for Drive Latch)  
 Slab Doors are Full and Square, (Pre-Hung Doors Beveled)

\*\*W/BC = Ball Catch  
 \*W/AST = With Primed Astragal and Top Flush Bolt

Assembled Units can NOT be cancelled or returned

McMahon and Company W 213 N 16910 Industrial Dr Jackson WI 53037 Phone 1-262-677-9900 Fax 1-262-677-1200



#793H



#795H

PRIMED Size	1-3/4" Slab 7/6	1-3/4" Pre-Hung 7/6	1-3/4" Slab 7/6	1-3/4" Pre-Hung 7/6
1/0	339.00	422.00	345.00	428.00
1/2	339.00	422.00	345.00	428.00
1/3	339.00	422.00	345.00	428.00
1/4	339.00	422.00	345.00	428.00
1/6	339.00	422.00	345.00	428.00
1/8	339.00	422.00	345.00	428.00
1/10	367.00	450.00	382.00	465.00
2/0	367.00	450.00	382.00	465.00
2/2	367.00	450.00	382.00	465.00
2/4	367.00	450.00	382.00	465.00
2/6	371.00	454.00	386.00	469.00
2/8	371.00	454.00	386.00	469.00
2/10	374.00	457.00	388.00	471.00
3/0	374.00	457.00	388.00	471.00
<b>Double Doors</b>	<b>B/C</b>	<b>AST</b>	<b>B/C</b>	<b>AST</b>
3/0	817.00	857.00	829.00	869.00
4/0	873.00	913.00	903.00	943.00
5/0	881.00	921.00	911.00	951.00
6/0	887.00	927.00	915.00	955.00
<b>Bi-Pass Units</b>				
4/0	848.00		878.00	
5/0	856.00		886.00	
6/0	862.00		890.00	

From 4-9/16" Primed Jamb TO:	1/0 - 6/0
4-13/16 or 4-7/8" FJ Primed Pine	4.00
5" to 6-9/16" FJ Primed Pine	28.00
6-5/8" to 7-1/4" FJ Primed Pine	46.00
4-9/16" FJ Primed Poplar	32.00
4-9/16" Birch Veneer Jamb	9.00
4-9/16" Poplar Veneer Jamb	6.00
4-9/16" Maple Veneer Jamb	15.00
<b>Colored Hinges</b>	<b>7/6</b>
per Door For Double Doors x 2	8.00
<b>Misc. Adders</b>	
HC / Panel Cut in Width or Height	45.00
Door Prepped for MaC Spec	20.00
Door Prepped Non-Standard Spec	40.00
Shoe/Stop Applied on Bi-Pass or Bifold	13.00
Bi-Pass or Bifold Jamb Set-up	11.00

Prefinishing Adders:	7/6
Panel Slab	135.00
Panel Bifold - 2 DR	123.00
Panel Bifold - 4 DR	246.00
<b>Prefinishing Prehung Adders:</b>	<b>7/6</b>
Panel - Single	167.00
Panel - Double/Bi-Pass	312.00
Panel - Double w/ Astragal	332.00
Panel PH Bifold - 2 DR	158.00
Panel PH Bifold - 4 DR	314.00

Cased Openings	1/0 - 6/0
4-9/16" Primed	46.00
4-9/16" Oak Veneer	57.00
4-9/16" Birch Veneer	55.00

**For additional options see page 4.**

**Pre-Hung Units Include:** 4-9/16" Primed Jamb with 1-1/4" Primed Colonial Stop.(Casing NOT Included)  
 1-1/2 Pair (3) Zinc Dichromate Hinges  
 2-3/4" Backset with 1" Edge Bore (Prepared for Drive Latch)  
 Slab Doors are Full and Square, (Pre-Hung Doors Beveled)

\*\*W/BC = Ball Catch  
 \*W/AST = With Primed Astragal and Top Flush Bolt

Assembled Units can NOT be cancelled or returned

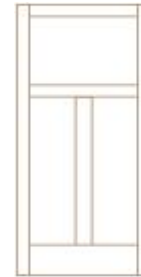
McMahon and Company W 213 N 16910 Industrial Dr Jackson WI 53037 Phone 1-262-677-9900 Fax 1-262-677-1200



#7910



#7920



#793E

PRIMED Size	1-3/8" Slab 8/0		1-3/8" Pre-Hung 8/0		1-3/8" Slab 8/0		1-3/8" Pre-Hung 8/0		1-3/8" Slab 8/0		1-3/8" Pre-Hung 8/0	
1/0	282.00	365.00	289.00	372.00	288.00	371.00						
1/2	282.00	365.00	289.00	372.00	288.00	371.00						
1/3	282.00	365.00	289.00	372.00	288.00	371.00						
1/4	282.00	365.00	289.00	372.00	288.00	371.00						
1/6	282.00	365.00	289.00	372.00	288.00	371.00						
1/8	282.00	365.00	289.00	372.00	288.00	371.00						
1/10	297.00	380.00	311.00	394.00	316.00	399.00						
2/0	297.00	380.00	311.00	394.00	316.00	399.00						
2/2	297.00	380.00	311.00	394.00	316.00	399.00						
2/4	297.00	380.00	311.00	394.00	316.00	399.00						
2/6	301.00	384.00	313.00	396.00	320.00	403.00						
2/8	301.00	384.00	313.00	396.00	320.00	403.00						
2/10	304.00	387.00	316.00	399.00	323.00	406.00						
3/0	304.00	387.00	316.00	399.00	323.00	406.00						
<b>Double Doors</b>	<b>B/C</b>	<b>AST</b>	<b>B/C</b>	<b>AST</b>	<b>B/C</b>	<b>AST</b>						
3/0	703.00	743.00	717.00	757.00	715.00	755.00						
4/0	733.00	773.00	761.00	801.00	771.00	811.00						
5/0	741.00	781.00	765.00	805.00	779.00	819.00						
6/0	747.00	787.00	771.00	811.00	785.00	825.00						
<b>Bifolds</b>	<b>Slabs</b>	<b>PH/KD</b>	<b>Slabs</b>	<b>PH/KD</b>	<b>Slabs</b>	<b>PH/KD</b>						
2/0	516.00	589.00	500.00	573.00	500.00	573.00						
2/6	527.00	600.00	511.00	584.00	511.00	584.00						
3/0	540.00	613.00	522.00	595.00	522.00	595.00						
4/0	1031.00	1104.00	999.00	1072.00	999.00	1072.00						
5/0	1054.00	1127.00	1021.00	1094.00	1021.00	1094.00						
6/0	1079.00	1152.00	1044.00	1117.00	1044.00	1117.00						
<b>Bi-Pass Units</b>												
4/0		708.00		736.00		746.00						
5/0		716.00		740.00		754.00						
6/0		722.00		746.00		760.00						

From 4-9/16" Primed Jamb TO:		1/0 - 6/0
4-13/16 or 4-7/8" FJ Primed Pine		4.00
5" to 6-9/16" FJ Primed Pine		28.00
6-5/8" to 7-1/4" FJ Primed Pine		46.00
4-9/16" FJ Primed Poplar		32.00
4-9/16" Birch Veneer Jamb		9.00
4-9/16" Poplar Veneer Jamb		6.00
4-9/16" Maple Veneer Jamb		15.00
<b>Colored Hinges</b>		<b>8/0</b>
per Door For Double Doors x 2		8.00
<b>Misc. Adders</b>		
HC / Panel Cut in Width or Height		45.00
Door Prepped for MaC Spec		20.00
Door Prepped Non-Standard Spec		40.00
Shoe/Stop Applied on Bi-Pass or Bifold		13.00
Bi-Pass or Bifold Jamb Set-up		11.00

Prefinishing Adders:		8/0
Panel Slab		135.00
Panel Bifold - 2 DR		123.00
Panel Bifold - 4 DR		246.00
<b>Prefinishing Prehung Adders:</b>		<b>8/0</b>
Panel - Single		167.00
Panel - Double/Bi-Pass		312.00
Panel - Double w/ Astragal		332.00
Panel PH Bifold - 2 DR		158.00
Panel PH Bifold - 4 DR		314.00

Cased Openings		1/0 - 6/0
4-9/16" Primed		46.00
4-9/16" Oak Veneer		57.00
4-9/16" Birch Veneer		55.00

**For additional options see page 4.**


**Pre-Hung Units Include:** 4-9/16" Primed Jamb with 1-1/4" Primed Colonial Stop.(Casing NOT Included)  
 1-1/2 Pair (3) Zinc Dichromate Hinges **\*\*W/BC** = Ball Catch  
 2-3/4" Backset with 1" Edge Bore (Prepared for Drive Latch) **\*W/AST** = With Primed Astragal and Top Flush Bolt  
 Slab Doors are Full and Square, (Pre-Hung Doors Beveled)

Assembled Units can NOT be cancelled or returned

McMahon and Company W 213 N 16910 Industrial Dr Jackson WI 53037 Phone 1-262-677-9900 Fax 1-262-677-1200



#793H



#795H

PRIMED Size	1-3/8" Slab 8/0	1-3/8" Pre-Hung 8/0	1-3/8" Slab 8/0	1-3/8" Pre-Hung 8/0
1/0	288.00	371.00	294.00	377.00
1/2	288.00	371.00	294.00	377.00
1/3	288.00	371.00	294.00	377.00
1/4	288.00	371.00	294.00	377.00
1/6	288.00	371.00	294.00	377.00
1/8	288.00	371.00	294.00	377.00
1/10	316.00	399.00	331.00	414.00
2/0	316.00	399.00	331.00	414.00
2/2	316.00	399.00	331.00	414.00
2/4	316.00	399.00	331.00	414.00
2/6	320.00	403.00	335.00	418.00
2/8	320.00	403.00	335.00	418.00
2/10	323.00	406.00	338.00	421.00
3/0	323.00	406.00	338.00	421.00
<b>Double Doors</b>	<b>B/C</b>	<b>AST</b>	<b>B/C</b>	<b>AST</b>
3/0	715.00	755.00	727.00	767.00
4/0	771.00	811.00	801.00	841.00
5/0	779.00	819.00	809.00	849.00
6/0	785.00	825.00	815.00	855.00
<b>Bifolds</b>	<b>Slabs</b>	<b>PH/KD</b>	<b>Slabs</b>	<b>PH/KD</b>
2/0	505.00	578.00	516.00	589.00
2/6	516.00	589.00	527.00	600.00
3/0	527.00	600.00	540.00	613.00
4/0	1009.00	1082.00	1031.00	1104.00
5/0	1031.00	1104.00	1054.00	1127.00
6/0	1054.00	1127.00	1079.00	1152.00
<b>Bi-Pass Units</b>				
4/0		746.00		776.00
5/0		754.00		784.00
6/0		760.00		790.00

From 4-9/16" Primed Jamb TO:	1/0 - 6/0
4-13/16 or 4-7/8" FJ Primed Pine	4.00
5" to 6-9/16" FJ Primed Pine	28.00
6-5/8" to 7-1/4" FJ Primed Pine	46.00
4-9/16" FJ Primed Poplar	32.00
4-9/16" Birch Veneer Jamb	9.00
4-9/16" Poplar Veneer Jamb	6.00
4-9/16" Maple Veneer Jamb	15.00
<b>Colored Hinges</b>	<b>8/0</b>
per Door For Double Doors x 2	8.00
<b>Misc. Adders</b>	
HC / Panel Cut in Width or Height	45.00
Door Prepped for MaC Spec	20.00
Door Prepped Non-Standard Spec	40.00
Shoe/Stop Applied on Bi-Pass or Bifold	13.00
Bi-Pass or Bifold Jamb Set-up	11.00

Prefinishing Adders:	8/0
Panel Slab	135.00
Panel Bifold - 2 DR	123.00
Panel Bifold - 4 DR	246.00
<b>Prefinishing Prehung Adders:</b>	<b>8/0</b>
Panel - Single	167.00
Panel - Double/Bi-Pass	312.00
Panel - Double w/ Astragal	332.00
Panel PH Bifold - 2 DR	158.00
Panel PH Bifold - 4 DR	314.00

Cased Openings	1/0 - 6/0
4-9/16" Primed	46.00
4-9/16" Oak Veneer	57.00
4-9/16" Birch Veneer	55.00

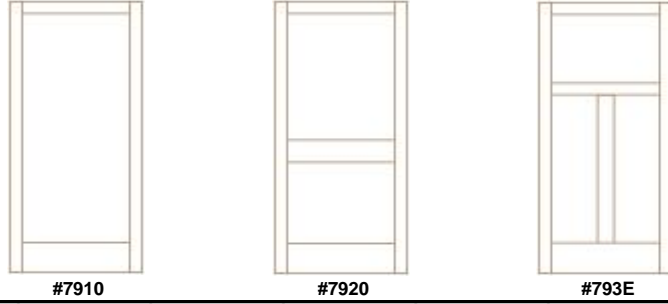
For additional options see page 4.

**Pre-Hung Units Include:** 4-9/16" Primed Jamb with 1-1/4" Primed Colonial Stop. (Casing NOT Included)  
 1-1/2 Pair (3) Zinc Dichromate Hinges  
 2-3/4" Backset with 1" Edge Bore (Prepared for Drive Latch)  
 Slab Doors are Full and Square, (Pre-Hung Doors Beveled)

\*\*W/BC = Ball Catch  
 \*W/AST = With Primed Astragal and Top Flush Bolt

Assembled Units can NOT be cancelled or returned

McMahon and Company W 213 N 16910 Industrial Dr Jackson WI 53037 Phone 1-262-677-9900 Fax 1-262-677-1200



PRIMED Size	#7910		#7920		#793E	
	1-3/4" Slab 8/0	1-3/4" Pre-Hung 8/0	1-3/4" Slab 8/0	1-3/4" Pre-Hung 8/0	1-3/4" Slab 8/0	1-3/4" Pre-Hung 8/0
1/0	333.00	416.00	340.00	423.00	339.00	422.00
1/2	333.00	416.00	340.00	423.00	339.00	422.00
1/3	333.00	416.00	340.00	423.00	339.00	422.00
1/4	333.00	416.00	340.00	423.00	339.00	422.00
1/6	333.00	416.00	340.00	423.00	339.00	422.00
1/8	333.00	416.00	340.00	423.00	339.00	422.00
1/10	348.00	431.00	362.00	445.00	367.00	450.00
2/0	348.00	431.00	362.00	445.00	367.00	450.00
2/2	348.00	431.00	362.00	445.00	367.00	450.00
2/4	348.00	431.00	362.00	445.00	367.00	450.00
2/6	352.00	435.00	364.00	447.00	371.00	454.00
2/8	352.00	435.00	364.00	447.00	371.00	454.00
2/10	355.00	438.00	367.00	450.00	374.00	457.00
3/0	355.00	438.00	367.00	450.00	374.00	457.00
<b>Double Doors</b>	<b>B/C</b>	<b>AST</b>	<b>B/C</b>	<b>AST</b>	<b>B/C</b>	<b>AST</b>
3/0	805.00	845.00	819.00	859.00	817.00	857.00
4/0	835.00	875.00	863.00	903.00	873.00	913.00
5/0	843.00	883.00	867.00	907.00	881.00	921.00
6/0	849.00	889.00	873.00	913.00	887.00	927.00
<b>Bi-Pass Units</b>						
4/0	810.00		838.00		848.00	
5/0	818.00		842.00		856.00	
6/0	824.00		848.00		862.00	

From 4-9/16" Primed Jamb TO:		1/0 - 6/0
4-13/16 or 4-7/8" FJ Primed Pine		4.00
5" to 6-9/16" FJ Primed Pine		28.00
6-5/8" to 7-1/4" FJ Primed Pine		46.00
4-9/16" FJ Primed Poplar		32.00
4-9/16" Birch Veneer Jamb		9.00
4-9/16" Poplar Veneer Jamb		6.00
4-9/16" Maple Veneer Jamb		15.00
<b>Colored Hinges</b>		<b>8/0</b>
per Door For Double Doors x 2		8.00
<b>Misc. Adders</b>		
HC / Panel Cut in Width or Height		45.00
Door Prepped for MaC Spec		20.00
Door Prepped Non-Standard Spec		40.00
Shoe/Stop Applied on Bi-Pass or Bifold		13.00
Bi-Pass or Bifold Jamb Set-up		11.00

<b>Prefinishing Adders:</b>		8/0
Panel Slab		135.00
Panel Bifold - 2 DR		123.00
Panel Bifold - 4 DR		246.00
<b>Prefinishing Prehung Adders:</b>		<b>8/0</b>
Panel - Single		167.00
Panel - Double/Bi-Pass		312.00
Panel - Double w/ Astragal		332.00
Panel PH Bifold - 2 DR		158.00
Panel PH Bifold - 4 DR		314.00

<b>Cased Openings</b>		1/0 - 6/0
4-9/16" Primed		46.00
4-9/16" Oak Veneer		57.00
4-9/16" Birch Veneer		55.00

**For additional options see page 4.**

**Pre-Hung Units Include:** 4-9/16" Primed Jamb with 1-1/4" Primed Colonial Stop. (Casing NOT Included)  
 1-1/2 Pair (3) Zinc Dichromate Hinges  
 2-3/4" Backset with 1" Edge Bore (Prepared for Drive Latch)  
 Slab Doors are Full and Square, (Pre-Hung Doors Beveled)

\*\*W/BC = Ball Catch  
 \*W/AST = With Primed Astragal and Top Flush Bolt

Assembled Units can NOT be cancelled or returned

McMahon and Company W 213 N 16910 Industrial Dr Jackson WI 53037 Phone 1-262-677-9900 Fax 1-262-677-1200



#793H



#795H

PRIMED Size	1-3/4" Slab 8/0	1-3/4" Pre-Hung 8/0	1-3/4" Slab 8/0	1-3/4" Pre-Hung 8/0
1/0	339.00	422.00	345.00	428.00
1/2	339.00	422.00	345.00	428.00
1/3	339.00	422.00	345.00	428.00
1/4	339.00	422.00	345.00	428.00
1/6	339.00	422.00	345.00	428.00
1/8	339.00	422.00	345.00	428.00
1/10	367.00	450.00	382.00	465.00
2/0	367.00	450.00	382.00	465.00
2/2	367.00	450.00	382.00	465.00
2/4	367.00	450.00	382.00	465.00
2/6	371.00	454.00	386.00	469.00
2/8	371.00	454.00	386.00	469.00
2/10	374.00	457.00	388.00	471.00
3/0	374.00	457.00	388.00	471.00
<b>Double Doors</b>	<b>B/C</b>	<b>AST</b>	<b>B/C</b>	<b>AST</b>
3/0	817.00	857.00	829.00	869.00
4/0	873.00	913.00	903.00	943.00
5/0	881.00	921.00	911.00	951.00
6/0	887.00	927.00	915.00	955.00
<b>Bi-Pass Units</b>				
4/0		848.00		878.00
5/0		856.00		886.00
6/0		862.00		890.00

From 4-9/16" Primed Jamb TO:	1/0 - 6/0
4-13/16 or 4-7/8" FJ Primed Pine	4.00
5" to 6-9/16" FJ Primed Pine	28.00
6-5/8" to 7-1/4" FJ Primed Pine	46.00
4-9/16" FJ Primed Poplar	32.00
4-9/16" Birch Veneer Jamb	9.00
4-9/16" Poplar Veneer Jamb	6.00
4-9/16" Maple Veneer Jamb	15.00
<b>Colored Hinges</b>	<b>8/0</b>
per Door For Double Doors x 2	8.00
<b>Misc. Adders</b>	
HC / Panel Cut in Width or Height	45.00
Door Prepped for MaC Spec	20.00
Door Prepped Non-Standard Spec	40.00
Shoe/Stop Applied on Bi-Pass or Bifold	13.00
Bi-Pass or Bifold Jamb Set-up	11.00

Prefinishing Adders:	8/0
Panel Slab	135.00
Panel Bifold - 2 DR	123.00
Panel Bifold - 4 DR	246.00
<b>Prefinishing Prehung Adders:</b>	<b>8/0</b>
Panel - Single	167.00
Panel - Double/Bi-Pass	312.00
Panel - Double w/ Astragal	332.00
Panel PH Bifold - 2 DR	158.00
Panel PH Bifold - 4 DR	314.00

**For additional options see page 4.**

**Pre-Hung Units Include:** 4-9/16" Primed Jamb with 1-1/4" Primed Colonial Stop. (Casing NOT Included)  
 1-1/2 Pair (3) Zinc Dichromate Hinges  
 2-3/4" Backset with 1" Edge Bore (Prepared for Drive Latch)  
 Slab Doors are Full and Square, (Pre-Hung Doors Beveled)

\*\*W/BC = Ball Catch  
 \*W/AST = With Primed Astragal and Top Flush Bolt

Assembled Units can NOT be cancelled or returned

McMahon and Company W 213 N 16910 Industrial Dr Jackson WI 53037 Phone 1-262-677-9900 Fax 1-262-677-1200

# Primed French Doors

**Pantry Standard:**

*Door reads "Pantry" as you pull the door toward you. If you would like for the word "Pantry" to read as you push door away, you must order the door as "Pantry Reverse"*



**Pantry**  
#652



**Clear**  
1 - Lite



**Frosted**  
1 - Lite

Primed Size	1-3/8" Slab 6/8		1-3/8" Pre-Hung 6/8		1-3/8" Slab 6/8		1-3/8" Pre-Hung 6/8	
1/6					227.00		288.00	
2/0	393.00		454.00		236.00		297.00	
2/4	489.00		550.00		236.00		297.00	
2/6	506.00		567.00		277.00		338.00	
2/8	528.00		589.00		277.00		338.00	
3/0					289.00		350.00	
<b>Double Doors</b>					<b>B/C</b>		<b>AST</b>	
3/0					560.00		600.00	
4/0					578.00		618.00	
4/8					578.00		618.00	
5/0					660.00		700.00	
5/4					660.00		700.00	
6/0					684.00		724.00	



**Clear**  
10 - Lite



**Clear**  
15 - Lite



**Clear**  
9 - Lite Prairie

Primed Size	1-3/8" Slab 6/8		1-3/8" Pre-Hung 6/8		1-3/8" Slab 6/8		1-3/8" Pre-Hung 6/8	
2/0	224.00		285.00				390.00	451.00
2/4	355.00		416.00		264.00		325.00	458.00
2/6	355.00		416.00		264.00		325.00	458.00
2/8	362.00		423.00		269.00		330.00	467.00
3/0	369.00		430.00		274.00		335.00	476.00
<b>Double Doors</b>					<b>B/C</b>		<b>AST</b>	
4/0	554.00		594.00				886.00	926.00
4/8	816.00		856.00		634.00		674.00	1022.00
5/0	816.00		856.00		634.00		674.00	1022.00
5/4	830.00		870.00		644.00		684.00	1040.00
6/0	844.00		884.00		654.00		694.00	1058.00
					<b>Prefinishing Adders:</b>			<b>6/8</b>
					French Door Slab			132.00
					<b>Prefinishing Prehung Adders:</b>			<b>6/8</b>
					French - Single			150.00
					French - Double w/ B/C			288.00
					French - Double w/ Ast.			300.00

**Pre-Hung Units Include:** 4-9/16" Primed Jamb with 1-1/4" Primed Colonial Stop. (Casing NOT Included)

1-1/2 Pair (3) Zinc Dichromate Hinges \*\*W/BC = Ball Catch

2-3/4" Backset with 1" Edge Bore (Prepared for Drive Latch) \*W/AST = With Primed Astragal and Top Flush Bolt

Slab Doors are 3/16" Under and Square, (Pre-Hung Doors Beveled)

**Assembled Units can NOT be cancelled or returned**

McMahon and Company W 213 N 16910 Industrial Dr Jackson WI 53037 Phone 1-262-677-9900 Fax 1-262-677-1200

# Pine French Doors

**Pantry Standard:**

*Door reads "Pantry" as you pull the door toward you. If you would like for the word "Pantry" to read as you push door away, you must order the door as "Pantry Reverse"*



**Pantry  
#652**



**Clear  
1 - Lite**



**Frosted  
1 - Lite**

Pine Size	1-3/8" Slab 6/8		1-3/8" Pre-Hung 6/8		1-3/8" Slab 6/8		1-3/8" Pre-Hung 6/8	
1/6					280.00		364.00	
2/0	416.00		500.00		280.00		364.00	414.00
2/4	518.00		602.00		349.00		433.00	519.00
2/6	535.00		619.00		349.00		433.00	537.00
2/8	559.00		643.00		356.00		440.00	561.00
3/0					363.00		447.00	604.00
<b>Double Doors</b>					<b>B/C</b>		<b>AST</b>	<b>B/C</b>
4/0					697.00		727.00	965.00
4/8					835.00		865.00	1175.00
5/0					835.00		865.00	1211.00
5/4					849.00		879.00	1259.00
6/0					863.00		893.00	1345.00



**Clear  
10 - Lite**



**Clear  
15 - Lite**



**Clear  
9 - Lite Prairie**

Pine Size	1-3/8" Slab 6/8		1-3/8" Pre-Hung 6/8		1-3/8" Slab 6/8		1-3/8" Pre-Hung 6/8	
2/0	243.00		327.00				413.00	497.00
2/4	376.00		460.00		285.00		369.00	484.00
2/6	376.00		460.00		285.00		369.00	484.00
2/8	383.00		467.00		291.00		375.00	494.00
3/0	391.00		475.00		297.00		381.00	504.00
<b>Double Doors</b>	<b>B/C</b>		<b>AST</b>		<b>B/C</b>		<b>AST</b>	<b>B/C</b>
4/0	623.00		653.00				963.00	993.00
4/8	889.00		919.00		707.00		737.00	1105.00
5/0	889.00		919.00		707.00		737.00	1105.00
5/4	903.00		933.00		719.00		749.00	1125.00
6/0	919.00		949.00		731.00		761.00	1145.00

<b>Prefinishing Adders:</b>	<b>6/8</b>
French Door Slab	132.00
<b>Prefinishing Prehung Adders:</b>	<b>6/8</b>
French - Single	150.00
French - Double w/ B/C	288.00
French - Double w/ Ast.	300.00

**Pre-Hung Units Include:** 4-9/16" Pine Veneer Jamb with 1-1/4" Pine Colonial Stop. (Casing NOT Included)

1-1/2 Pair (3) Zinc Dichromate Hinges

2-3/4" Backset with 1" Edge Bore (Prepared for Drive Latch)

Slab Doors are 3/16" Under and Square, (Pre-Hung Doors Beveled)

**\*\*W/BC** = Ball Catch

**\*W/AST** = With Pine Astragal and Top Flush Bolt

**Assembled Units can NOT be cancelled or returned**

McMahon and Company W 213 N 16910 Industrial Dr Jackson WI 53037 Phone 1-262-677-9900 Fax 1-262-677-1200



# Oak French Doors

**Pantry Standard:**

*Door reads "Pantry" as you pull the door toward you. If you would like for the word "Pantry" to read as you push door away, you must order the door as "Pantry Reverse"*



**Pantry #652**

**Clear 1 - Lite**

**Frosted 1 - Lite**

Oak Size	1-3/8" Slab 6/8		1-3/8" Pre-Hung 6/8		1-3/8" Slab 6/8		1-3/8" Pre-Hung 6/8	
1/6					434.00	521.00	505.00	592.00
2/0	597.00	684.00			434.00	521.00	552.00	639.00
2/4	640.00	727.00			456.00	543.00	606.00	693.00
2/6	660.00	747.00			456.00	543.00	622.00	709.00
2/8	690.00	777.00			466.00	553.00	647.00	734.00
3/0					466.00	553.00	678.00	765.00
<b>Double Doors</b>					<b>B/C</b>	<b>AST</b>	<b>B/C</b>	<b>AST</b>
4/0					1017.00	1075.00	1253.00	1311.00
4/8					1061.00	1119.00	1361.00	1419.00
5/0					1061.00	1119.00	1393.00	1451.00
5/4					1081.00	1139.00	1443.00	1501.00
6/0					1081.00	1139.00	1505.00	1563.00



**Clear 10 - Lite**

**Clear 15 - Lite**

**Clear 9 - Lite Prairie**

Oak Size	1-3/8" Slab 6/8		1-3/8" Pre-Hung 6/8		1-3/8" Slab 6/8		1-3/8" Pre-Hung 6/8	
1/6 - #630 - 5 Lite	301.00	388.00						
2/0	325.00	412.00					604.00	691.00
2/4	473.00	560.00			351.00	438.00	614.00	701.00
2/6	473.00	560.00			351.00	438.00	614.00	701.00
2/8	480.00	567.00			356.00	443.00	627.00	714.00
3/0	480.00	567.00			356.00	443.00	627.00	714.00
<b>Double Doors</b>	<b>B/C</b>	<b>AST</b>	<b>B/C</b>	<b>AST</b>	<b>B/C</b>	<b>AST</b>	<b>B/C</b>	<b>AST</b>
4/0	799.00	857.00					1357.00	1415.00
4/8	1095.00	1153.00	851.00	909.00			1377.00	1435.00
5/0	1095.00	1153.00	851.00	909.00			1377.00	1435.00
5/4	1109.00	1167.00	861.00	919.00			1403.00	1461.00
6/0	1109.00	1167.00	861.00	919.00			1403.00	1461.00

<b>Prefinishing Adders:</b>	<b>6/8</b>
French Door Slab	132.00
<b>Prefinishing Prehung Adders:</b>	<b>6/8</b>
French - Single	150.00
French - Double w/ B/C	288.00
French - Double w/ Ast.	300.00

**Pre-Hung Units Include:** 4-9/16" Oak Veneer Jamb with 1-1/4" Oak Colonial Stop. (Casing NOT Included)  
 1-1/2 Pair (3) Zinc Dichromate Hinges \*\*W/BC = Ball Catch  
 2-3/4" Backset with 1" Edge Bore (Prepared for Drive Latch) \*W/AST = With Oak Astragal and Top Flush Bolt  
 Slab Doors are 3/16" Under and Square, (Pre-Hung Doors Beveled)

Assembled Units can NOT be cancelled or returned

McMahon and Company W 213 N 16910 Industrial Dr Jackson WI 53037 Phone 1-262-677-9900 Fax 1-262-677-1200

# Maple French Doors

**Pantry Standard:**

*Door reads "Pantry" as you pull the door toward you. If you would like for the word "Pantry" to read as you push door away, you must order the door as "Pantry Reverse"*



**Pantry  
#652**

**Clear  
1 - Lite**

**Frosted  
1 - Lite**

Maple Size	1-3/8" Slab 6/8		1-3/8" Pre-Hung 6/8		1-3/8" Slab 6/8		1-3/8" Pre-Hung 6/8	
1/6					575.00	666.00	646.00	737.00
2/0	793.00	884.00			575.00	666.00	693.00	784.00
2/4	850.00	941.00			605.00	696.00	755.00	846.00
2/6	877.00	968.00			605.00	696.00	771.00	862.00
2/8	917.00	1008.00			618.00	709.00	799.00	890.00
3/0					618.00	709.00	831.00	922.00
<b>Double Doors</b>					<b>B/C</b>	<b>AST</b>	<b>B/C</b>	<b>AST</b>
4/0					1303.00	1361.00	1539.00	1597.00
4/8					1363.00	1421.00	1663.00	1721.00
5/0					1363.00	1421.00	1695.00	1753.00
5/4					1389.00	1447.00	1751.00	1809.00
6/0					1389.00	1447.00	1815.00	1873.00



**Clear  
10 - Lite**

**Clear  
15 - Lite**

**Clear  
9 - Lite Prairie**

Maple Size	1-3/8" Slab 6/8		1-3/8" Pre-Hung 6/8		1-3/8" Slab 6/8		1-3/8" Pre-Hung 6/8	
1/6 - #630 - 5 Lite	269.00	360.00						
2/0	291.00	382.00					802.00	893.00
2/4	627.00	718.00			314.00	405.00	815.00	906.00
2/6	627.00	718.00			314.00	405.00	815.00	906.00
2/8	637.00	728.00			318.00	409.00	833.00	924.00
3/0	637.00	728.00			318.00	409.00	833.00	924.00
<b>Double Doors</b>	<b>B/C</b>	<b>AST</b>	<b>B/C</b>	<b>AST</b>	<b>B/C</b>	<b>AST</b>	<b>B/C</b>	<b>AST</b>
4/0	735.00	793.00					1757.00	1815.00
4/8	1407.00	1465.00	781.00	839.00	781.00	839.00	1783.00	1841.00
5/0	1407.00	1465.00	781.00	839.00	781.00	839.00	1783.00	1841.00
5/4	1427.00	1485.00	789.00	847.00	789.00	847.00	1819.00	1877.00
6/0	1427.00	1485.00	789.00	847.00	789.00	847.00	1819.00	1877.00

<b>Prefinishing Adders:</b>	<b>6/8</b>
French Door Slab	132.00
<b>Prefinishing Prehung Adders:</b>	<b>6/8</b>
French - Single	150.00
French - Double w/ B/C	288.00
French - Double w/ Ast.	300.00

**Pre-Hung Units Include:** 4-9/16" Maple Veneer Jamb with 1-1/4" Maple Colonial Stop. (Casing NOT Included)  
 1-1/2 Pair (3) Zinc Dichromate Hinges \*\*W/BC = Ball Catch  
 2-3/4" Backset with 1" Edge Bore (Prepared for Drive Latch) \*W/AST = With Maple Astragal and  
 Slab Doors are 3/16" Under and Square, (Pre-Hung Doors Beveled) Top Flush Bolt

Assembled Units can NOT be cancelled or returned

McMahon and Company W 213 N 16910 Industrial Dr Jackson WI 53037 Phone 1-262-677-9900 Fax 1-262-677-1200

# Poplar French Doors

**Pantry Standard:**

*Door reads "Pantry" as you pull the door toward you. If you would like for the word "Pantry" to read as you push door away, you must order the door as "Pantry Reverse"*



**Pantry #652**

**Clear 1-Lite**

**Frosted 1-Lite**

Poplar Size	1-3/8" Slab 6/8		1-3/8" Pre-Hung 6/8		1-3/8" Slab 6/8		1-3/8" Pre-Hung 6/8	
1/6					356.00	438.00	427.00	509.00
2/0	490.00	572.00			327.00	409.00	436.00	518.00
2/4	526.00	608.00			344.00	426.00	483.00	565.00
2/6	542.00	624.00			344.00	426.00	497.00	579.00
2/8	567.00	649.00			383.00	465.00	564.00	646.00
3/0					351.00	433.00	548.00	630.00
<b>Double Doors</b>					<b>B/C</b>	<b>AST</b>	<b>B/C</b>	<b>AST</b>
4/0					798.00	856.00	1016.00	1074.00
4/8					832.00	890.00	1110.00	1168.00
5/0					832.00	890.00	1138.00	1196.00
5/4					910.00	968.00	1272.00	1330.00
6/0					846.00	904.00	1240.00	1298.00



**Clear 10-Lite**

**Clear 15-Lite**

**Clear 9-Lite Prairie**


Poplar Size	1-3/8" Slab 6/8		1-3/8" Pre-Hung 6/8		1-3/8" Slab 6/8		1-3/8" Pre-Hung 6/8	
1/6 - #630 - 5 Lite	284.00	366.00						
2/0	307.00	389.00					496.00	578.00
2/4	388.00	470.00			332.00	414.00	504.00	586.00
2/6	388.00	470.00			332.00	414.00	504.00	586.00
2/8	394.00	476.00			352.00	434.00	515.00	597.00
3/0	394.00	476.00			337.00	419.00	515.00	597.00
<b>Double Doors</b>	<b>B/C</b>	<b>AST</b>	<b>B/C</b>	<b>AST</b>	<b>B/C</b>	<b>AST</b>	<b>B/C</b>	<b>AST</b>
4/0	758.00	816.00					1136.00	1194.00
4/8	920.00	978.00	808.00	866.00	1152.00	1210.00	1152.00	1210.00
5/0	920.00	978.00	808.00	866.00	1152.00	1210.00	1152.00	1210.00
5/4	932.00	990.00	848.00	906.00	1174.00	1232.00	1174.00	1232.00
6/0	932.00	990.00	818.00	876.00	1174.00	1232.00	1174.00	1232.00

<b>Prefinishing Adders:</b>	<b>6/8</b>
French Door Slab	132.00
<b>Prefinishing Prehung Adders:</b>	<b>6/8</b>
French - Single	150.00
French - Double w/ B/C	288.00
French - Double w/ Ast.	300.00

**Pre-Hung Units Include:** 4-9/16" Poplar Veneer Jamb with 1-1/4" Poplar Colonial Stop.(Casing NOT Included)  
 1-1/2 Pair (3) Zinc Dichromate Hinges \*\*W/BC = Ball Catch  
 2-3/4" Backset with 1" Edge Bore (Prepared for Drive Latch) \*W/AST = With Poplar Astragal and Top Flush Bolt  
 Slab Doors are 3/16" Under and Square, (Pre-Hung Doors Beveled)

Assembled Units can NOT be cancelled or returned

McMahon and Company W 213 N 16910 Industrial Dr Jackson WI 53037 Phone 1-262-677-9900 Fax 1-262-677-1200



**Assembled Units can NOT be cancelled or returned**

**McMahon and Company W 213 N 16910 Industrial Dr Jackson WI 53037 Phone 1-262-677-9900 Fax 1-262-677-1200**